

# MUSLIM FRIENDLY & GASTRONOMY Tourism Routes



Road  
TRIP



กรมการท่องเที่ยว  
DEPARTMENT OF TOURISM

# NATIONAL LIBRARY OF THAILAND

## CATALOGING IN PUBLICATION DATA

Muslim Friendly & Gastronomy Tourism Routes  
Bangkok : Ministry of Tourism and Sports Department  
of Tourism, 2022, 154 pages

1. Book

ISBN 978-616-297-606-3

Published by Ministry of Tourism and Sports Department  
of Tourism

Printed by 21 century Co.,Ltd.

---

## CREATED BY

DEPARTMENT OF TOURISM, THAILAND

Reference



---

## REMARKS FOR THIS GUIDEBOOK

1. The organizing committee has no conflict of interest with tourist attractions, hotels, restaurants, persons, or operators listed in the guidebook.
2. Information appears in the guidebook, dated on August 9, 2022. In addition, you can find further information on websites or other sources.
3. Places, directions, and information in the guidebook are only a preliminary introduction. You can find attractions, directions, and further information from other sources to make your journey more pleasant.
4. The organizing committee has taken reasonable precautions to ensure that the information in the guidebook is accurate, complete, and correct in accordance with copyright law. However, the organizing committee has not guaranteed any incorrect or incomplete information that may be causing any damage.

Scan the QR code to read  
the manual in PDF and ebook  
format.



Flipping Book



PDF





# PREFACE

Since the outbreak of the Coronavirus Disease 2019 (Covid-19) in 2020, it has many global impacts such as public health, the economy and especially tourism, which is the main income of each country. The pandemic also significantly effects to the behavior of tourists even if the situation has gradually better. For example, tourists prefer to travel by driving to avoid being crowded and to travel in small groups, such as family or friends.

To respond to this new tourist behavior, Thailand by the Department of Tourism has developed a guidebook for self-drive tourism connecting to 14 provinces of southern Thailand, Malaysia, Singapore, and Batam Island in Indonesia with 2 tourism routes namely (1) Gastronomy Tourism route and (2) Muslim Friendly Tourism route to be an option for tourists seeking a new kind of traveling. Within this book, tourists will find beneficial information such as tourist attractions, restaurants, cross-border procedures.





# CONTENTS

5	GETTING TO KNOW THE ROUTES BEFORE STARTING THE JOURNEY
6	HANDBOOK SYMBOLS
7	A SAMPLE OF MUSLIM-FRIENDLY TOURISM ROUTE
28	A SAMPLE OF GASTRONOMY TOURISM ROUTE
49	ABOUT THAILAND
	14 PROVINCES OF SOUTHERN THAILAND
51	• CHUMPHON
55	• RANONG
59	• PHANG NGA
63	• PHUKET
67	• KRABI
71	• TRANG
75	• SATUN
79	• SURAT THANI
83	• NAKORN SI THAMMARAT
87	• PHATTHALUNG
91	• SONGKHLA
95	• PATTANI
99	• YALA
103	• NARATHIWAT
107	VISIT 3 NEIGHBORING COUNTRIES
108	• MALAYSIA
114	• THE REPUBLIC OF SINGAPORE
118	• THE REPUBLIC OF INDONESIA
122	WHERE TO STAY
126	HOW TO APPLY FOR A TOURIST VISA FOR ENTERING 4 COUNTRIES
128	CROSS-BORDER PROCEDURES
135	9 STEPS TO CHECK THE CONDITION OF THE CAR BEFORE TRAVELING
136	PREPARATION BEFORE TRAVELING
137	VISA EXEMPTION
139	MAKING AN INTERNATIONAL CALL
141	COMMON WORDS FOR TOURISTS WHEN GOING ABROAD
143	IMMIGRATION DURING COVID-19
149	DOS & DON'TS

# GETTING TO KNOW THE ROUTES BEFORE STARTING THE JOURNEY

This guidebook is composed of 2 routes:

1. **Muslim Friendly Tourism Route**

According to its name, this route will lead you to the place for Muslim tourists without conflicting Islamic law. In addition, general tourists can stop by to experience Muslim culture, food, and activities.

2. **Gastronomy Route (Food tourism route)** This route presents general tourist attractions. It also offers local and famous restaurants in each location, which is an important tourism factor. The tourists can experience the culture of the local people through their meal.

The organizers hope this guidebook will create unique experience for tourists with interest in these two routes.

## HANDBOOK SYMBOLS



Thailand Tourism Standard logo with the dancing elephant raises its trunk within the framework of a Prajamyam classical Thai pattern is a symbol for tourism establishments and services that are standardized by the Department of Tourism of Thailand.



The halal symbol means foods or products which are consumable under Islamic law.



SHA or Amazing Thailand Safety & Health Administration represents the certified tourism industry entrepreneurs by the Tourism Authority of Thailand (TAT) and the Ministry of Public Health by improving their products, services, and sanitation measure in order to prevent the spread of COVID-19.



SHA Plus (SHA+) symbol signifies the accommodation and restaurants certified by SHA and must have more than 70 percent of staff fully vaccinated against COVID-19.



SHA Extra Plus (SHA++) symbol means the establishments certified by SHA+ standard for accommodating foreign tourists in Test & Go measures which have a partnership with the certified hospital for RT-PCR and provides transfer service from the airport to the hotel.



Muslim

General  
Tourist

These two symbols represent to tourist attractions for general tourists and Muslim tourists. For Muslim symbol, it means a place that Muslims can visit without any conflict of principle of Islam.

# A SAMPLE OF MUSLIM-FRIENDLY TOURISM ROUTE





## A MUSLIM FRIENDLY TOURISM ROUTE

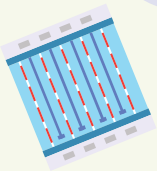


### DAY 1

Your journey starts in Chumphon Province, which is the gateway to the southern region. Have breakfast at the Bang Kub restaurant next to Chumphon Hospital. Then, depart to Phato District where your journey begins in Chumphon Province, which has recommended places as follows:

- Malin Rafting Service in Phato, Phato District, can be reached by traveling from Chumphon Hospital via AH2 Road and Road No. 4006 (115 km, taking approximately 2 hours).
- Have lunch at Malin Rafting Service. (Muslim food, food costs included with the rafting package fee) There is also a prayer room .
- Visit Sairee Beach, Mueang Chumphon District, Chumphon Province, by traveling from Malin Rafting Service via Road No. 4006 and AH2 Road (133 km, taking approximately 2 hours).
- Visit the Mai Kiam Bridge, Nong Yai, Mueang Chumphon District, Chumphon Province by traveling from Sairee Beach via Road No. 4098 (30 km, taking approximately 30 minutes).
- Stay at the hotel in Mueang Chumphon District, Chumphon Province.
- Have dinner at Farida Cha Roti Restaurant, Krom Luang Road, and visit Street Food (Pad Thai Road).

Tips: Rafting is an activity that requires high caution. Please ensure that wearing a life jacket before doing the activity. Recommend to bring Cyclizing or Dimenhydrinate to avoid seasickness and take the medicine at least 30 minutes before doing the activity.



Rafting in Phato



Mai Kiam Bridge



## DAY 2

Have breakfast at Bang Kub restaurant. Depart from Chumphon Province to Surat Thani Province and Nakhon Si Thammarat Province, which has recommended places as follows:

- Visit Suan Nai Dum, Thung Tako District, Chumphon Province, by traveling from Chumphon Hospital via AH2 Road (59 km, taking approximately 50 minutes).
- Visit the Muslim community weaving group at Ban Phum Rieng Chaiya, Chaiya District, Surat Thani Province by traveling from Suan Nai Dum via AH2 Road (92 km, taking approximately 1 hour 15 minutes).
- Have lunch at Chef Pong's Kitchen restaurant. This restaurant is behind Ban Phum Rieng Fresh Market (taking about 280 meters on foot). After that, pray at Masjid Yum Etul Islam or Masjid Nurul Islam.
- Then, depart to Nakhon Si Thammarat Province. The recommended locations are as follows.
  - Visit Ta San Garden, Fish Spa, Khanom District, Nakhon Si Thammarat Province by traveling from Ban Phum Rieng via Road No. 401 (110 km, taking approximately 1 hour 50 minutes).
  - Visit Khanom Grand Canyon, Khanom District, Nakhon Si Thammarat Province by traveling from Ta San Garden, drive back the same way. Through Road No. 401, Khanom Grand Canyon is on the right-hand side (700 meters, taking approximately 3 minutes), then travel to Nakhon Si Thammarat District by traveling from Khanom Grand Canyon via Road No. 401 (a distance of 105 km, taking approximately 1 hour and 30 minutes).
- Stay at the hotel in Mueang Nakhon Si Thammarat District, Nakhon Si Thammarat Province.
- Have dinner at Bang Bao Restaurant @ Bowon Nakhon

Tips: If you want to get beautiful pictures of nature at Khanom Grand Canyon, it is recommended to come in the morning because it is the time when sunlight shines down with the rock creating a beautiful atmosphere. And if you come during that time, bring an umbrella or a hat as the weather in the morning is quite hot.



Suan Nai Dum



Khanom Grand Canyon

### DAY 3

Have breakfast at Habib restaurant, Halal dim sum, in Nakhon Si Thammarat District. Nakhon Si Thammarat Province. then depart to Hat Yai District, Songkhla Province, via Phatthalung Province, which has recommended places as follows:

- Visit Na Po Kae, Khuan Khanun District, Phatthalung Province, by traveling from Habib restaurant via Road No. 403 and AH2 Road (97 km, taking approximately 1 hour and 30 minutes).
- Stop by at Kanomwaan Pakee shop, Khuan Khanun District, Phatthalung Province, to taste delicious Thai desserts by traveling from Na Po Kae via Road No. 4187 (3.3 km, taking approximately 3 minutes)
- Visit Thale Noi Waterfowl Reserve, Khuan Khanun District, Phatthalung Province, by traveling from Kanomwaan Pakee shop via Road No. 4187 (8 km, taking approximately 10 minutes)
- Have lunch at Bang Khieo Muslim restaurant, which can be reach by traveling from Thale Noi Waterfowl Reserve, take the route heading northward. Bang Khieo Muslim restaurant is on the left-hand side (600 m, taking approximately 2 minutes).
- Visit Sampao Thai, Mueang Phatthalung District, Phatthalung Province, by traveling from Bang Khieo Muslim restaurant via Road No. 4187 and Road No. 4001 (10.5 km, taking approximately 15 minutes)
- Take a photo at the Thale Noi - Songkhla Lake Viewpoint by traveling from Sampao Thai via Commemorative Road 80th Birthday Anniversary 5th December 2007 (15.7 km, taking approximately 20 minutes)
- Take a photo at the 80th Birthday Anniversary Bridge (Ekachai Bridge) rest stop and viewpoint by traveling from the Thale Noi - Songkhla Lake Viewpoint through the Commemorative Road 80th Birthday Anniversary 5th December 2007 (2.8 km, taking approximately 3 minutes)
- Then travel to Mueang Songkhla District, Songkhla Province, which has recommended places as follows:
  - Visit the Chaloem Phrakiat Observatory, Mueang Songkhla District, Songkhla Province, by traveling from the Ekachai Bridge rest stop and viewpoint via Road No. 408 (115 km, taking approximately 1 hour 50 minutes)
  - Visit Samila Beach, Mueang Songkhla District, Songkhla Province, by traveling from the Chaloem Phrakiat Observatory via Road No. 4309 (9.4 km, taking approximately 20 minutes)
- Then leave for Hat Yai District. Visit the Central Mosque of Songkhla Province, Hat Yai District, Songkhla Province, by traveling from Samila Beach via Road No. 414 (27 km, taking approximately 30 minutes).
- Have dinner at Alina Pizza & Halal Food restaurant in Hat Yai District, Songkhla Province, by traveling from the Central Mosque of Songkhla Province via Road No. 414 (15.4 km, taking approximately 30 minutes)
- Stay at the hotel in Hat Yai District, Songkhla Province.

Tips: The recommended menu for Kanomwaan Pakee shop is sago in coconut milk.



Na Pok Kae



Sampao Thai

## DAY 4

Have breakfast at Je Kar restaurant, Hat Yai District, Songkhla Province, then depart to Sadao border checkpoint, Sadao District, Songkhla Province, by traveling from Je Kar restaurant past Road No. 4 (58 km, taking approximately 1 hour 15 minutes) through immigration checkpoint, customs clearance, and cross-border procedures for taking vehicles out of Thailand and into Malaysia at the Sadao border checkpoint. Then take the car through the Thai-Malaysia border, from Bukit Kayu Hitam checkpoint heading to Penang Island using the Asian Road (AH Road). Every 50 km, there are rest areas and shops selling snacks, local products, and beverages. Stop by Alor Setar town in Kedah State (Taiburi), which has interesting tourist attractions as follows:

- Alor Setar Tower can be reached by traveling from Bukit Kayu Hitam through the Lebuhraya Utara – Selatan Road, AH2 Road and E1 Road (50 km, taking approximately 1 hour)
- Balai Nobat tower can be reached by traveling from Alor Setar Tower through Lebuhraya Darul Aman Road and Road No. 1 (400 m, taking approximately 1 minute)
- Masjid Zahir can be reached by traveling from Balai Nobat tower along Lebuhraya Darul Aman Road and Jalan Kampung Perak Road (240 m, taking approximately 1 minute).
- Then continue to Penang Island by following the signs for “George Town” and cross the Penang Bridge (Jamba tan Pulau Pinang).
- Have lunch at Ali Nasi Lemak Daun Pisang, by traveling from Masjid Zahir through Lebuhraya Utara – Selatan Road, AH2 Road, and E1 Road (115 km, taking approximately 1 hour 50 minutes).
- Then travel to see various places in George Town such as
  - Penang Little India, which can be reached from Ali Nasi Lemak Daun Pisang via Beach St and Lebuhraya Pasar Road (550 m, taking approximately 2 minutes)
  - Kapi tan Keling Mosque, which can be reached from Penang Little via Lorong Seckchuan Road (600 m, taking approximately 3 minutes)
  - Fort Cornwallis, which can be reached from the Kapitan Keling Mosque via Jalan Masjid Kapitan Keling and Lebuhraya Light Road (1.3 km, taking approximately 4 minutes)
- Have dinner at Original Penang Kayu Nasi Kandar, by traveling from Fort Cornwallis via Lebuhraya Tun Dr. Lim Chong Eu Road and Road No. 3113 (12.7 km, taking approximately 25 minutes).
- Stay at the hotel in George Town

Tips: Penang Little India is full of indigenous people of Indian descent, a historic area full of unique colors representing the Indian community, rich in Indian culture and shopping centers such as Indian sari clothing. You can buy affordable goods or enjoy delicious Indian foods in this community.



Penang Little India



Fort Cornwallis



## DAY 5

After having breakfast, there are various tourist attractions to visit as follows:

- Penang Hill, after parking the car at the parking lot of Penang Hill, travel up to Penang Hill by electric tram. Visit the various viewpoints and sites on Penang Hill. Once you've finished, climb down from Penang Hill and continue the journey.
- Go to Genting Highlands in Pahang State (342 km, taking approximately 4 hours), which can be reached by traveling from Penang Hill Lower Station via Lebuhraya Utara – Selatan Road, AH2 Road, and E1 Road (343 km, taking approximately 5 hours).
- Check in at the First World Hotel, the Guinness Book's record holder for having the most rooms in the world (There is a place available for prayer).
- Then visit various tourist attractions in Genting Highlands as follows:
  - First World Plaza shopping mall which has a wide variety of products. You can have lunch at the food court in this shopping mall.
  - Visit the Sky Avenue shopping mall, a complex that located at the highest spot in Malaysia
  - Indoor & Outdoor Theme Park with 11 kinds of rides.
  - Take a cable car ride. drink in the evening atmosphere in the 130-year-old rainforest.
  - Try your luck in Genting's casino. (Men dress politely in Long-sleeve shirts or batik shirts and long pants)
  - Dinner at the restaurant or food court of the First World Plaza shopping mall.

Tips: Penang Hill is a place with natural beauty where can see the overall atmosphere of the city of Penang. if you want a beautiful picture, Penang Hill has a photo shoot services where can book for simple photographs, video recordings as well as drone shots.



Penang Hill

## DAY 6

After having breakfast at the First World Hotel's dining room, depart for Kuala Lumpur via Jalan Jati 2 Road. You can visit Strawberry Leisure Farm (9.8 km, taking approximately 20 minutes) and upon arrival in Kuala Lumpur, visit the following interesting tourist attractions:

- Petronas Twin Towers, can be reached by traveling from Strawberry Leisure Farm via Lebuhraya Kuala Lumpur - Gua Musang Road and E8 Road (42 km, taking approximately 1 hour)
- Kuala Lumpur Tower (KL Tower), can be reached by traveling from Petronas Twin Tower via Jalan Pinang Road and Jalan Puncak Road (2.3 km, taking approximately 10 minutes).
- Central Market Kuala Lumpur, can be reached by traveling from KL Tower via Jalan Perak Road (2.3 km, taking approximately 15 minutes).
- Have lunch at the Central Market Kuala Lumpur. There is a food court on the 2nd floor.
- Sultan Abdul Samad Building, can be reached by traveling from the Central Market via Jalan Tun Perak Road (1.4 km, taking approximately 10 minutes)
- Putra Mosque can be reached by traveling from Sultan Abdul Samad via Lebuhraya Kuala Lumpur – Putrajaya Road and E20 Road (37.6 km, taking approximately 1 hour).
- Then leave Kuala Lumpur heading south of Malaysia to the state of Malacca.
- Have dinner at Ee Ji Ban Chicken Rice Ball restaurant, which can be reach by traveling from Putra Mosque via Lebuhraya Utara - Selatan Road, AH2 Road and E2 Road (139 km, taking approximately 2 hours)
- Stay at the hotel in Melaka city

Tips: Petronas Twin Towers sometimes will be decorated to match festivals or local cultures such as the local weaving art called songket, where the walls and partitions are decorated to display Hardwood carvings from the east coast of Peninsular Malaysia. You can also visit the Skybridge, one of the essential tourist spot, connecting the two twin towers where can see the view of the Kuala Lumpur city.



Sultan Abdul Samad  
Building



Putra Mosque



## DAY 7

After having breakfast, departure to the republic of Singapore through the state of Malacca and Johor Bahru. Stopping by to visit interesting tourist attractions of Malacca as follows:

- Baba – Nyonya Cultural Heritage Museum
- Museum, Dutch Square, and City Hall (Stadthuys) can be reached by traveling from Baba - Nyonya via Road No. 5 (1.2 km, taking approximately 4 minutes)
- St. Paul's Church, can be reached by traveling from the Stadthuys via road Jln Kota (550 m, taking approximately 3 minutes)
- Have lunch at Pak Putra Tandoori & Naan Restaurant, which can be reached by traveling from St. Paul's Church via Road No. 5 (3 km, taking approximately 15 minutes).
- Kampong Hulu Mosque can be reached by traveling from Pak Putra Tandoori & Naan Restaurant via Jalan Kubu Road (1.6 km, taking approximately 4 minutes). You can pray at this place.
- Continue to Johor Bahru town (Johor Bahru checkpoint), by traveling from Kampong Hulu Mosque via Lebuhraya Utara - Selatan Road, AH2 Road, and E2 Road (226 km, taking approximately 2 hours 30 minutes).
- Through immigration checkpoint, customs clearance, and cross-border procedure for taking vehicles in and out at the Johor Bahru checkpoint in Malaysia and the Woodlands Checkpoint, Singapore. Then travel to Singapore, which has interesting tourist attractions as follows:
  - Visit Jurong Bird Park from Woodlands Checkpoint via KJE Road (22 km, taking approximately 30 minutes)
  - Stay at the hotel.
- Have dinner in Little India or a restaurant in Clarke Quay.

Tips: Baba - Nyonya Cultural Heritage Museum is a place that exhibits appliances, Peranakan clothes. There are necessary prohibitions on sightseeing such as photography and videography which are strictly prohibited on the premises.



Museum, Dutch Square,  
and City Hall



Kampong Hulu Mosque





## DAY 8

After having breakfast, explore Singapore's attractions by using the MRT and walking.

- Sultan Mosque, can be reached by getting off the MRT at Bugis Station Exit B, and walk in the opposite direction of moving cars along Victoria St. then turn right onto Arab St.
- Visit the street art in Haji Lane, which is 180 m from Sultan Mosque.
- Shopping in Bugis Street, which is 700 m from Haji Lane.
- Or shop at Orchard Shopping District by taking the MRT from Bugis Station and getting off at Orchard Station.
- Have lunch at a restaurant in Paragon Mall, Orchard District. You can pray at this place.
- Take the MRT from Orchard Station to Marina Bay
- Visit Merlion Park, the symbol of Singapore, which can be reached by getting off at Raffles Place Station Exit H. And walk along the river to The Fullerton Hotel, where can take a long-distance photo of Marina Bay Sands.
- Marina Bay Sands, which can be reached by getting off at Bayfront Station Exit B and the entrance is at Tower 3.
- Gardens by the Bay can be reached by exiting from Bayfront Station Exit D to Level 1 (L1) near the Rain Oculus gate. There is a walkway link between Marina Bay and Garden by the Bay.
- Have dinner at Satay by the Bay, Singapore bay food court in Garden by the Bay.

Tips: Haji Lane has many handmade products, which are made by various cultures and arts that represent the uniqueness of Haji Lane, where handmade products in such a manner is only sold on Haji Lane.



Sultan Mosque



Haji Lane



## DAY 9

After having breakfast at the hotel, depart to Tanah Merah port to head to Batam Island, the Republic of Indonesia. Buy a ferry ticket from Batam Fast company before boarding the boat and go through immigration checkpoint to cross out of the Republic of Singapore. The ferry schedule be found at [www.batamfast.com/tripschedule/index.ashx](http://www.batamfast.com/tripschedule/index.ashx) (Travel time takes about 40 minutes). Upon arrival at Batam Center pier through immigration checkpoint, border pass documents for entering Batam Island, Republic of Indonesia will be checked. Then depart by a rental local van. The attractions of Batam Island as follows:

- Take a commemorative photo at the Welcome to Batam sign at the pier's exit.
- Have lunch at Sei Enam Seafood Restaurant.
- Visit Masjid Raya Batam
- Visit Barelang bridge
- Stay at Nagoya Hill Hotel
- Sightseeing, shopping for local souvenirs and having dinner at Nagoya Hill Malls or a seafood restaurant not far from the hotel which one can ask for recommendation from the hotel.

Tips: 1) Popular Sports and recreation activities for tourists traveling to Batam Island are golfing, snorkeling to see coral reefs under the sea, and relaxing with a spa massage.

2) As traveling to Batam Island require one to travel by boat. For those who known to have seasickness should bring Cyclizine or Dimenhydrinate. Take the medicine at least 30 minutes before boarding the ferry.



Masjid Raya Batam



Barelang Bridge

## DAY 10

After having breakfast, Make your way to Batam Center pier for returning journey back to the Republic of Singapore. The ferry schedule can be searched from [www.batamfast.com/tripschedule/index.ashx](http://www.batamfast.com/tripschedule/index.ashx)

- Go through the immigration formalities in Batam Island, then go back by Batam Fast's ferry.
- Upon arrival at Tanah Merah port, go through the Republic of Singapore immigration formalities.
- Then drive to Johor Bahru city, Malaysia, by passing through the Woodlands (Woodlands) of the Republic of Singapore and Malaysia's Johor Bahru checkpoint, traveling from Tanah Merah Ferry Terminal via TPE Road (45.4 km, taking approximately 1 hour).
- Depart from Johor Bahru Checkpoint and have lunch at Restoran Nilla, then depart from Johor Bahru Checkpoint via Jln Ismail Sultan Road and Road No. 52 (2.2 km, taking approximately 10 minutes).
- Visit Johor Bahru City Square Shopping Center by traveling from Masjid Sultan Abu Bakar via Road No. 52 and Jalan Wong Ah Fook Road (2.8 km, approximately 5 minutes).
- Have dinner at Meldrum Walk Street Foods, by traveling from Johor Bahru City Square via Jalan Tun Abdul Razak Road (400 m, taking approximately 2 minutes).
- After having dinner, stay at an accommodation in Johor Bahru city.

Tips: 1) Another convenient way to travel when entering the Republic of Singapore is to use the MRT. The card used for travel is called the EZ-Link card. The nearest selling point from the Woodlands checkpoint is at the MRT Kranji Station where bus number 170 can directly take passenger to the destination from the checkpoint.

2) Recommend to bring Cyclizing or Dimenhydrinate to avoid seasickness. Eat and take the medicine at least 30 minutes before crossing to Batan Island by ferry.



Masjid Sultan Abu Bakar

## DAY 11

After having breakfast, depart from Johor Bahru city, Heading to the Betong checkpoint, Thailand. The distance is about 710 km and taking approximately 8 hours and 30 minutes.

- Passing through Simbang Ampat, Malacca
- Passing through Seremban, Negeri Sembilan
- Passing through Petaling Jaya
- Passing through the city of Sungai Bulok
- through the state of Perak

Along the route, there are rest areas which have , restaurants, gas stations, and prayer rooms. The route will pass through Lebuhraya Utara-Selatan Road, AH2/E2 Road and AH2/E1 Road.

- When arrived at Bukit Berapit Border Checkpoint, and go through immigration checkpoint , customs clearance, and cross-border procedures for taking a vehicle out of Malaysia. Don't forget to stop by duty-free shopping outlets.
- Enter the Betong Border Checkpoint and pass the immigration checkpoint, customs clearance and cross-border procedures for taking a vehicle into Thailand.
- Stay at the hotel in Betong city. (The distance from the Betong Border Checkpoint to the town is about 7 km)
- Have dinner at Phon Kham Wan restaurant in Betong District, Yala Province.

Tips: Perak State is unique, beautiful, and has a long history. It is also fully equipped with interesting attractions including ancient Anglo-Malay style architecture, beautiful Chinese mansions, Colonial building, Ancient limestone caves, temples, sanctuaries, and hills with scenic views which is suitable for taking pictures and taking in the atmosphere.



## DAY 12

At 4.30 am., depart to see the sea of mist at the Skywalk Ayer Weng viewpoint, Betong District, Yala Province, which can be reached by traveling from the Betong Clock Tower roundabout passing through Road No. 410, the Skywalk Ayer Weng parking lot is on the left-hand side and the local bus terminal is on the right-hand side ( 35.6 km, taking approximately 50 minutes). Have breakfast at the Daris Dim Sum Halal House, Skywalk Ayer Weng. After that, depart to the following tourist attractions:

- Chaloe Phrakiat Rama IX Waterfall, Betong District, Yala Province, can be reached by traveling from the Skywalk Ayer Weng parking lot via Road No. 6032 (6 km, taking approximately 15 minutes).
- Chao Kuay Betong Km.4, Betong District, can be reached by traveling from Chaloe Phrakiat Waterfall via Road No. 410 (27 km, taking approximately 35 minutes).
- Piyamit Tunnel, Betong District, Yala Province, can be reached by traveling from Chao Kuay Betong Km. 4, drive straight north via local road (12 km, taking approximately 20 minutes).
- The Garden of Thousand Blossoms, Winter Flower Garden, Betong District, Yala Province, can be reached by traveling from Piyamit Tunnel heading northwest via local road (9.2 km, taking approximately 25 minutes).
- Betong Hot Springs, Betong District, Yala Province, can be reached by traveling from Winter Flower Garden and heading south through the local road where Betong hot springs is on the left-hand side (9.1 km, taking approximately 20 minutes).
- Have lunch at Hantana Restaurant in Betong District, Yala Province, can be reached by traveling from Betong Hot Spring via Road No. 410 (9.7 km, taking approximately 15 minutes).
- Take a commemorative photo with the southern end of Siam sign at the Betong border checkpoint by traveling from Hantana restaurant via Road No. 410 (7.9 km, taking approximately 15 minutes).
- Betong Museum can be reached by traveling from the southern end of Siam sign via Road No. 410 (7.1 km, taking approximately 15 minutes).
- Take a walking tour of the street arts in Betong District and see the largest giant post office in the world which can be reached by traveling from Betong Museum via Road No. 410 (700 m, taking approximately 3 minutes).
- Stay at the hotel for two nights.
- Have dinner at Halal Cafe Steak House Restaurant.

Tips: During the fasting month or Hari Raya in April – May, in the area with many Muslims will have a lot of traffic jams because of their holidays . Some places are closed during this period. Before traveling, contact the tourist attractions to check the period.

### Note

*Pattani, Narathiwat, and Yala are areas where the insurgency has occurred on the southern border. It is recommended not to travel at night and ask for the latest situation from the police station or Provincial Tourism Authority of Thailand office before entering the areas.*



Skywalk Ayer Weng



Post Box Giant, Betong



## DAY 13

After having breakfast at Tatu Dimsum Halal restaurant, depart from Betong District to Narathiwat Province. Stop by to visit tourist attractions as follows:

- Than To Waterfall, Bannang Sata District, Yala Province, can be reached by traveling from Tatu Dimsum Halal via Road No. 410 (72 km, taking approximately 1 hour 30 minutes).
- Visit the Halabara Forest Bridge, Bannang Sata District, Yala Province, by traveling from Than To Waterfall via road number 410 (20.4 km, taking approximately 20 minutes).
- Then leave for Narathiwat Province, which has various tourist attractions as follows:
- Have lunch at a Thai-Islamic curry rice restaurant, Mueang Narathiwat District, Narathiwat Province, which can be reached by traveling from the Halabara Forest Bridge via the Road No. 410 and Road No. 4066 (141 km, taking approximately 2 hours and 20 minutes).
- Visit Pajo Waterfall, Ba Cho District, Narathiwat Province, which can be reached by traveling from the Thai-Islamic curry rice restaurant via Road No. 4136 (31.3 km, taking approximately 31 minutes).
- Visit the 300-year-old Mosque (Wadi Al Hussein Mosque), Bajo District, Narathiwat Province, which can be reached by traveling from Pajo Waterfall. Heading northwest, the 300-year-old mosque is on the right (4.9 km, taking approximately 10 minutes).
- Visit Narathat Beach, Mueang Narathiwat District, Narathiwat Province, which can be reached by traveling from the 300-year-old mosque via Road No. 4084 (30.8 km, taking approximately 35 minutes).
- Visit the Hornbill Garden, Tha Phraya Sai, Mueang Narathiwat District, Narathiwat Province, which can be reached by traveling from Narathat Beach via Phichit Bamrung Road and Road No. 4136 (2.4 km, taking approximately 6 minutes).
- Stay at the hotel in Mueang Narathiwat District, Narathiwat Province.
- Have dinner at Lennon Restaurant. Muslim Khao Soi in Mueang Narathiwat District, Narathiwat Province.

Tips: During the fasting month or Hari Raya in April – May, in the area with many Muslims will have a lot of traffic jams because of their holidays . Some places are closed during this period. Before traveling, contact the tourist attractions to check the period.

### Note

*Pattani, Narathiwat, and Yala are areas where the insurgency has occurred on the southern border. It is recommended not to travel at night and ask for the latest situation from the police station or Provincial Tourism Authority of Thailand office before entering the areas.*



Wadi Al Hussein Mosque



Narathat Beach



## DAY 14

After Having breakfast at Yakang Restaurant, depart to Trang Province by passing through Pattani Province, Hat Yai District, Songkhla Province, Satun Province, stop by to visit the recommended tourist attractions as follows:

- Krue Se Mosque, Muang Pattani District, Pattani Province, can be reached by traveling from Yakang Restaurant pass through Road No. 4084, Krue Se Mosque is on the left-hand side (90.4 km, taking approximately 1 hour 15 minutes).
- Pattani Central Mosque, Muang Pattani District, Pattani Province, can be reached by traveling from Krue Se Mosque through Ramkomut Road Pattani Central Mosque is on the right-hand side (8.3 km, taking approximately 15 minutes).
- Have lunch at Krua Wang Phae in Pattani City District, Pattani Province, which can be reached by traveling from Pattani Central Mosque via Phiphit Road and Samakkhi Sai K Road (3.3 km, taking approximately 10 minutes).
- Then depart to Satun Province and stopping by to visit the recommended attractions as follows:
  - Mambang Mosque, Mueang Satun District, Satun Province, can be reached by traveling from Krua Wang Phae pass through Road No. 43 and Road No. 406, Mambang Mosque is on the left-hand side (203 km, taking approximately 3 hours).
  - National Museum (Kuden Mansion), Mueang Satun District, Satun Province, can be reached by traveling from Mabang Mosque via Road No. 406. The National Museum (Kuden Mansion) is on the left-hand side (1 km, taking approximately 3 minutes).
  - The Time Machine Bridge viewpoint (Global Geopark), La-ngu District, Satun Province, can be reached by traveling from the National Museum (Kuden Mansion) via Road No. 406 (57 km, taking approximately 1 hour).
- Travel to Trang Province.
- Have dinner at Islam Seafood Restaurant near Trang Train Station, which can be reached by traveling from the Time Travel Zone bridge viewpoint, passing Road No. 404. The Islamic seafood restaurant is on the left-hand side (102 km, taking approximately 1 hour and 50 minutes).
- After having dinner, Stay at an accommodation in Mueang Trang District, Trang Province.

Tips: The Time Machine bridge is very suitable for learning about geology because the area is mountainous with a junction between gray limestone and red sandstone, which the two type of stones were formed in different periods. The gray limestone was born in the Ordovician period, which is about 485-444 million years old. The red sandstone originated in the older Cambrian period, which is about 541-485 million years old. Hence, it is called “The Time The Time Machine bridge”.



Pattani Central Mosque



Mambang Mosque

## DAY 15

After Having breakfast at Terang Restaurant, Mueang Trang District, travel to Pak Meng Pier by purchasing a tour package from Islam Seafood pass through Road No. 403 to Road No. 4046, intersect with Road No. 4162 to head to Trang Subdistrict Administrative Organization 2004 Pak Meng Pier. The pier is on the left-hand side (41 km, taking approximately 50 minutes). The tour package will enable a day trip to Trang sea which consists of the following activities:

- Snorkeling at Koh Chuek, Koh Ma, Koh Mook, Emerald Cave.
- Buffet lunch on the boat then travel to the accommodation.
- Stay overnight at Mueang Trang District, Trang Province for two nights.

If it is decided to not go to Trang sea, the following tourist attractions of Trang Province are:

- Visit the first rubber tree in Thailand, Kantang District, Trang Province which can be reached by traveling from Islam Seafood Restaurant through Road No. 403, the first rubber tree in Thailand is on the left-hand side (23.7 km, taking approximately 30 minutes).
- Visit Phraya Ratsadanupradit Museum, Kantang District, Trang Province, which can be reached by traveling from the first rubber tree pass through Road No 403. The Phraya Ratsadanupradit Museum is on the right-hand side. (1.5 km, taking approximately 3 minutes).
- Visit Kantang Railway Station, Kantang District, Trang Province, Kantang District, Trang Province which can be reach by traveling from the Phraya Ratsadanupradit Museum and head east. The Kantang Railway Station is on the left-hand side (950 m, taking approximately 3 minutes).
- Visit street arts in Kantang District, Trang Province, by parking your car at Kantang Railway Station and walk along the street admire the paintings on the walls of the buildings at Ratsada Road (800 m).
- Have lunch at Abang Restaurant, Islamic food, Ratsada Road, Kantang District, Trang Province. After walking along the street arts in Ratsada Road, one can walk to the restaurant not far from the street. After having lunch, walk back to the car at Kantang Railway Station to continue to Na Yong District, Trang Province.
- Visit Khao Chang Hai Cave, Na Yong District, Trang Province, which can be reached by traveling from Kantang Railway Station via Road No. 403. Khao Chang Hai Cave is on the left-hand side (34 km, taking approximately 40 minutes).
- Visit Thung Khai Botanical Garden, Mueang Trang District, Trang Province, can be reached by traveling from Tham Khao Chang Hai via Road No. 404 (16.7 km, taking approximately 20 minutes). Have dinner at Islam Fatima restaurant in Mueang Trang District, which can be reached by traveling from the Botanical Garden using Road No. 404. Islam Fatima restaurant is on the right-hand side (12.1 km, taking approximately 18 minutes). Return to the accommodation in Mueang Trang District, Trang Province.



Khao Chang Hai Cave



Thung Khai  
Botanical Garden

Tips: 1) Kantang Railway Station is the last station of the Southern Railway. It runs along the Andaman Sea which is suitable for taking photos and sightseeing because the train station has retained its uniqueness since the reign of King Rama VI. It is a single-story wooden building with Hip Roof painted in mustard yellow alternating with brown. The corners of the pillars are decorated with fretwork, and most importantly, Kantang Railway Station has been registered as a historical site by the Fine Arts department of Thailand.

2) For tourism in Trang sea, those who known to have seasickness should bring Cyclizine or Dimenhydrinate. Take the medicine at least 30 minutes before boarding the boat.

## DAY 16

After having breakfast at Islam Seafood restaurant, depart for Krabi Province to visit the following recommended tourist attractions:

- Stop by to buy traditional cakes at Khuk Ming Shop, Huai Yot District, Trang Province, which can be reached by traveling from Islam Seafood restaurant and pass through Road No. 4. The cake shop is on the left-hand side (15 km, taking approximately 20 minutes).
- Visit Lay Khao Kob Cave, Huai Yot District, Trang Province, which can be reached by traveling from Khuk Ming Shop passing through Road No. 4. The Lay Khao Kob Cave is on the left-hand side (25 km, taking approximately 30 minutes).
- Have lunch at Ruen Morakot restaurant (Entrance to the Emerald Pool). After having lunch, you can visit the Emerald Pool. The place can be reached by traveling from the Lay Khao Kob Cave via Road No. 4 (107 km, taking approximately 1 hour 40 minutes).
- Visit the Hot Spring Waterfall, Khlong Thom District, Krabi Province, which can be reached by traveling from the Emerald Pool passing through the local road that is the main exit from the Emerald Pool. The Hot Spring Waterfall is on the left-hand side (10 km, taking approximately 20 minutes).
- Visit Tha Pom Khlong Song Nam Mueang Krabi District, Krabi Province, which can be reached by traveling from the Hot Spring Waterfall via Road No. 4. The Tha Pom Khlong Song Nam is on the right-hand side (69 km, taking approximately 1 hour).
- Sightseeing in Ao Nang, Mueang Krabi District, Krabi Province, which can be reached by traveling from Tha Pom Klong Song Nam and passing through Road No. 4011 on to Road No. KB. 1033 and Road No. 4034 (28 km, taking approximately 35 minutes).
- Then Stay at the hotel in Ao Nang area.
- Have dinner at Madina Restaurant, Ao Nang.

Tips: One of the uniqueness about Lay Khao Kob Cave which is unseen in other cave is that the last room in the cave can only be visited by lying on the boat along the distance which is popular among tourists .



Hot Spring Waterfall,  
Khlong Thom



Tha Pom Khlong Song



## DAY 17

If it is decided to stay in Krabi for one more night, you can buy the 4 Islands of Krabi tour package. The tour includes visiting Phra Nang Cave, Poda Island, and Thale Waek (lunch included in the package). If it is decided to leave, after breakfast, depart to Phang Nga Province and Phuket Province to visit the recommended tourist attractions as follows:

- The Mud Crab Sculpture and the Nok Awk (White-bellied Sea-eagle) Sculpture, Mueang Krabi District, Krabi Province, can be reached by traveling from Ao Nang via Road No. 4 (26.5 km, taking approximately 30 minutes).
- Buy souvenirs, and local products of Krabi at Je Aor shop, which can be reached by traveling from the Mud Crab Sculpture and the Nok Awk (White-bellied Sea-eagle) Sculpture via Road No. 4034 (12.5 km, taking approximately 20 minutes).
- Then travel to Phang Nga Province.
- Take a ferry to see Ao Phang Nga National Park at Ban Tha Dan Pier. The ferry will take a scenic route through Khao Maju, Tham Lod, Khao Khian, Khao Tapu, and Khao Phing Kan. The pier can be reach by traveling from Je Aor shop passing through Road No. 1002 and Road No. 4 (80.4 km, taking approximately 1 hour 15 minutes).
- Have lunch at a restaurant on Panyee Island.
- Visit a Muslim community that builds houses on wooden poles in the middle of the sea. There are also a football field in the middle of the sea.
- Sightseeing and buying souvenirs such as Kapi Koy (krill paste). Then take a ferry back to Ban Tha Dan pier and travel to Phuket Province.
- Stop by to pay homage to the monuments of Thao Thep Kasattri and Thao Si Sunthon, Thalang District, Phuket Province, which can be reached by traveling from Ban Na Dan Pier via Road No. 4 and Road No. 402 (72.6 km, taking approximately 1 hour).
- Sightseeing in Phuket Town from the top of Rang Hill, Mueang Phuket District, Phuket Province, which can be reached by traveling from the monuments of Thao Thep Kasattri and Thao Si Sunthon via Thep Kasattri Road (12.8 km, taking approximately 20 minutes).
- Visit Laem Phromthep, Mueang Phuket District, Phuket Province, which can be reached by traveling from Rang Hill via Chaofa East Road and Wiset Road (19.6 km, taking approximately 35 minutes).
- Have dinner at Anwa Yentafo restaurant which can be reached by traveling from Laem Phromthep via Wiset Road and Road No. 4021 (20 km, taking approximately 35 minutes).
- After having dinner, stay at the hotel in Phuket Town, Phuket Province.

Tips: 1) The viewpoint of Phuket Town on top of Rang Hill is akin to the back of the house of Phuket Town because it is a hill with a good height and view of the town, sea and mountains can be seen from here. This place is suitable for taking pictures and drinking in the atmosphere. There is also a park for relaxation and exercise as well.

2) For a trip to the 4 Islands of Krabi, recommend to bring Cyclizing or Dimenhydrinate to avoid seasickness. Eat and take the medicine at least 30 minutes before doing the activity.



The Mud Crab Sculpture and the Nok Awk (White-bellied Sea-eagle) Sculpture



Laem Phromthep

## DAY 18

After having breakfast at Rafa Phuket 2, a Dim Sum Halal Restaurant, Wirat Hong Yok Road, Muang District. Mueang Phuket District, Phuket Province, visit the recommended tourist attractions as follows:

- Phuket Thai Hua Museum can be reached by traveling from Rafah Dim Sum Halal and passing through Ruam Pattana Road and Damrong Road (4.4 km, taking approximately 10 minutes).
- Visit the Old Phuket Town by travel from Phuket Thai Hua Museum via Krabi Road, Satun Road, and Dibuk Road (550 m, taking approximately 5 minutes).
- Have lunch at Roti Chao Fa Restaurant by traveling from Wat Mongkhon Nimit via Bangkok Road (1.9 km, taking approximately 5 minutes).
- Visit the famous beaches of Phuket, Kata Beach, Karon Beach, Patong Beach, Kalim Beach, Kamala Beach from Chao Fa Roti Restaurant via Road No. 4021, Road No. 4028, and Road No. 4030 (14 km, taking approximately 20 minutes). Karon Beach, drive along the sign for 1.1 km. Patong Beach, another 7.9 km. Kalim Beach, drive another 900 m. Kamala Beach drive further 7.7 km.
- Watch planes landing on the runway at Mai Khao Beach, Thalang District, which can be reached by traveling from Kamala Beach via Road No. 4030 and Road No. 402 (28 km, taking approximately 40 minutes).
- Visit Khao Lak Lighthouse, Takua Pa District, Phang Nga Province, by traveling from the viewpoint of Mai Khao Beach via Road No. 4 (66.4 km, taking approximately 1 hour).
- Stay at the hotel in Khao Lak beachfront.
- Have dinner at Flavors of India halal restaurant.

Tips: Old Phuket Town building area is a popular place for tourists to absorb the atmosphere, rich in foreign civilizations of the past. The buildings were built with exquisite and popular architectural styles including ancient buildings in Sino-European architecture, street art, Soi Rommanee, the Oasis Thalang, Saengtham Shrine, and the Peranakannitas Museum.



Phuket Thai Hua  
Museum



Old Phuket Town

## DAY 19

After having breakfast at the hotel, depart to Ranong Province to visit the recommended tourist attractions as follows:

- Visit Takuapa Old Town Community by traveling from the accommodation via Road No. 4 (33.5 km, taking approximately 40 minutes).
- Have lunch at Roti Nisara restaurant, Ngao Subdistrict, Mueang Ranong District, Ranong Province, by traveling from Takuapa Old Town and passing through Road No. 4. The shop is on the left-hand side (158 km, taking approximately 2 hours 35 minutes).
- Visit Ngao Waterfall National Park, Ngao Subdistrict, Mueang Ranong District, Ranong Province, by traveling from Roti Nisara restaurant and passing through Charoen Rat Road and Road No. 4. Ngao Waterfall National Park is on the left-hand side (2.7 km, taking approximately 5 minutes).
- Visit the Grass Hill, Ngao Subdistrict, Mueang Ranong District, Ranong Province, by traveling from Ngao Waterfall National Park and passing through Road No. 4. The mountain is on the right-hand side (3.7 km, taking approximately 5 minutes).
- Visit Raksawarin Hot Spring, Mueang Ranong District, Ranong Province, by traveling from Grass Hill via Road No. 4. The hot spring is on the right-hand side (12.7 km, taking approximately 15 minutes).
- Visit Ranong Canyon, Mueang Ranong District, Ranong Province, by traveling from Raksawarin Hot Spring via Road No. 4005 (9.6 km, taking approximately 20 minutes).
- Have dinner at Muslim roast beef Restaurant in Mueang Ranong District, Ranong Province, by traveling from Ranong Canyon and passing through Road No. 4005. The Muslim roast beef restaurant is on the right-hand side (13 km, taking approximately 25 minutes).
- After having dinner, stay at the hotel in Mueang Ranong District, Ranong Province.

Tips: Grass Hill is also known as Two-Color Grass Mountain. During the dry season, the mountain grass will turn to yellow and turn to green when entering the rainy season. The mountain has a trekking path for tourists to climb up the top to see the surrounding scenery. It is very suitable for ecotourism.



Takuapa Old Town  
Community



Ngao Waterfall  
National Park



## DAY 20

After having breakfast at Bang Ki Roti Arab Restaurant, depart for Chumphon Province.

- Visit Rattanakrongsan Palace, Mueang Ranong District, Ranong Province, by traveling from Bang Ki Roti Arab Restaurant and passing through Thawi Phithon Road. The Rattanakrongsan Palace is on the right-hand side (of 1.2 km, taking approximately 5 minutes).
- Visit 100 Years Thein Sue House, Mueang Ranong District, Ranong Province, by traveling from Rattanakrongsan Palace and passing through Dabkadee Road. 100 Years Thein Sue House is on the right-hand side (950 m, taking approximately 2 minutes).
- Kra Isthmus or Kiew Kra, Kra Buri District, Ranong Province, which can be reached by traveling from 100 Years Thein Sue House and passing through Road No. 4. The Kra Isthmus is on the right-hand side (65 km, taking approximately 1 hour).
- Have lunch at Khun Sarai Restaurant, Tha Sae District, Chumphon Province, by traveling from the Kra Isthmus and passing through Road No. 4. Khun Sarai Restaurant is on the left-hand side (53.5 km, taking approximately 45 minutes).
- After having lunch, return to your house or make another stop along the way back.

Tips: 100 Years Thein Sue House is one of the sources for learning local history and culture.

By gathering a lot of knowledge and stories related to Ranong province, it is like a living museum that tells stories of the past of the early Chinese people who settled in Ranong Province.



Rattanakrongsan Palace



100 Years Thein Sue House



# A SAMPLE OF GASTRONOMY TOURISM ROUTE





## A Gastronomy Tourism Route

### DAY 1

Your journey starts in Chumphon Province, which is the gateway to the southern region. Have breakfast at Hor Chia Restaurant. Then depart to Phato District, Chumphon Province, and start traveling in Chumphon Province. which has recommended places as follows:

- Malin Rafting Service in Phato, Phato District, Chumphon Province, can be reached by traveling from Hor Chia Restaurant via AH2 Road and Road No. 4006 ( 116 km, taking approximately 2 hours)
- Have lunch at Malin Rafting service (food costs included with the rafting package fee) with local menu that guarantees deliciousness
- Pay respect to Krom Luang Chumphon Shrine at Sairee Beach, Mueang Chumphon District, Chumphon Province, by traveling from Malin Rafting service via Road No. 4006 and Road AH2 (133 km, taking approximately 2 hours)
- Visit Mai Kiam Bridge, Nong Yai, Mueang Chumphon District, Chumphon Province (28 km taking approximately 34 minutes by traveling from Krom Luang Chumphon Shrine via Road No. 4098 ( 30 km. taking approximately 30 minutes)
- Stay at the hotel in Mueang Chumphon District, Chumphon Province.
- Have dinner at Krom Luang Road. (Pad Thai Road) delicious roti at Farida Cha Roti Restaurant or Jae Muay, Kaeng Som Noodles

Tips: Rafting is an activity that requires high caution. Please ensure that wearing a life jacket before doing the activity. Recommend to bring Cyclizine or Dimenhydrinate to avoid seasickness and take the medicine at least 30 minutes before the activity.



Krom Luang Chumphon Shrine



Sairee Beach

## DAY 2

Have breakfast at the Jade Dragon Restaurant in Mueang Chumphon District , Depart from Chumphon Province heading to Surat Thani Province and Nakhon Si Thammarat Province, which has recommended places as follows:

- Visit Suan Nai Dum, Thung Tako District, Chumphon Province, by traveling from the Jade Dragon Restaurant via AH2 road (59.4 km, taking approximately 50 minutes)
- Pay respect to the Buddha's relics at Wat Phra Borommathat Chaiya, Chaiya District, Surat Thani Province. can be reached by traveling from Suan Nai Dum via AH2 Road (84.6 km, taking approximately 1 hour 10 minutes)
- Visit the local weaving group at Ban Phum Rieng, Chaiya District, Surat Thani Province. can be reached by traveling from Wat Phra Borommathat Chaiya via Road No. 4011 (8.2 km, taking approximately 15 minutes)
- Recommended lunch at Plabpla Seafood Restaurant, Chaiya District, Surat Thani Province. Can be reached by traveling from Ban Phum Rieng via Road No. 4011 (2.2 km, taking approximately 5 minutes)
- Then, depart to Nakhon Si Thammarat Province. The recommended tourist attractions are as follows:
  - Pay respect to Wat Phra Mahathat Woramahawihan, Mueang Nakhon Si Thammarat District, Nakhon Si Thammarat Province. Depart from Plabpla Seafood Restaurant via Road No. 4011 (188 km. taking approximately 3 hours and 10 minutes.)
  - Visit Ban Than Khun Rattawut Wichan. (Walk about 100 m. from Wat Phra Mahathat Woramahawihan)
  - Shopping for local products such as silverware, Namu rings, and Khanom Kong (Opposite Ban Than Khun Rattawut Wichan)
- Stay at the hotel in Mueang Nakhon Si Thammarat District, Nakhon Si Thammarat Province.
- Have dinner at Krua Nai Nang Restaurant, Mueang Nakhon Si Thammarat District, Nakhon Si Thammarat Province

Tips: Ban Phum Rieng Folk Weaving Group In addition to having beautiful silk that inherits the weaving from ancestors, which has built up a reputation for a long time There is also another important and exciting thing in the village is the collection of kitchen utensils made from brass in the past.



Wat Phra Borommathat Chaiya    Khun Rattawut Wichian House)



### DAY 3

Have breakfast at KhanomJeen MuangKhon restaurant, Panyom Road, Mueang Nakhon Si Thammarat District, Nakhon Si Thammarat Province, Then depart to Hat Yai District, Songkhla Province, via Phatthalung Province, which has recommended places as follows:

- Visit Napokae, Khuan Khanun District, Phatthalung Province, by traveling from Khanom Jeen Mueang Khon Restaurant via Road No. 402 and AH2 Road (95.8 km, taking approximately 1 hour 30 minutes)
- Stop by Kanomwaan Pakee Shop, Khuan Khanun District, Phatthalung Province, to taste delicious Thai desserts by traveling from Napokae via Road No. 4187 ( 3.3 km, taking approximately 5 minutes)
- Visit Thale Noi Waterfowl Reserve , Khuan Khanun District, Phatthalung Province, by traveling from Kanomwaan Pakee shop . via Road No. 4187 (8 km, taking approximately 10 minutes)
- Visit Sampao Thai, Mueang Phatthalung District, Phatthalung Province, by traveling from Thale Noi Waterfowl Reserve Via Road No. 4187 and Road No. 4001 (10 km, taking approximately 15 minutes)
- Have lunch at View Yo Restaurant. Mueang Phatthalung District, Phatthalung Province, by traveling from Sampao Thai Via Road No. 4001 and Road No. 4007 (87 km., taking approximately 15 minutes)
- Take a photo at Thale Noi Viewpoint - Songkhla Lake Viewpoint by traveling from View Yo Restaurant via Road No. 4007 and Commemorative Road 80<sup>th</sup> Birthday Anniversary 5<sup>th</sup> December 2007 (15.6 km, taking approximately 20 minutes)
- Take a photo at the 80<sup>th</sup> Birthday Anniversary Bridge (Ekachai Bridge) rest stop and viewpoint by traveling from Thale Noi Viewpoint Through Commemorative Road 80<sup>th</sup> Birthday Anniversary 5<sup>th</sup> December 2007, the Ekachai Bridge rest stop and viewpoint will be on the left-hand side (2.8 km, taking approximately 3 minutes).
- After that, continue to Mueang Songkhla District, Songkhla Province, which has recommended places as follows:
  - Visit the Regional Observatory for the Public, Mueang Songkhla District, Songkhla Province, by traveling from the Ekachai Bridge rest stop and viewpoint via Road No. 408 (114 km, taking approximately 2 hours)
  - Visit Samila Beach, Mueang Songkhla District, Songkhla Province, by traveling from the Chaloem Phrakiat Observatory. via Road No. 4309 (9.3 km, taking approximately 20 minutes)
- Then leave for the Hat Yai District
- Visit the Central Mosque of Songkhla Province, Hat Yai District, Songkhla Province, by traveling from Samila Beach via Road No. 414 (27 km, taking approximately 30 minutes)
- Have dinner at Jaelek Restaurant, Hat Yai District, Songkhla Province, traveling from Songkhla the Central Mosque. via Road No. 414 (11.4 km, taking approximately 25 minutes)
- Stay at the hotel in Hat Yai District, Songkhla Province.

Tips: Regional Observatory for the Public, Mueang Songkhla District, besides being a vital astronomy learning center and supporting astronomy to communities in the south, is also a comprehensive learning center for Muslim astronomy as well. And this place also accommodates ceremonies and wedding celebrations for couples interested in using the venue.



Thale Noi Bird Park



The Chaloem Phrakiat Observatory



## DAY 4

Have breakfast at Ama Dim Sum Restaurant, Hat Yai District, Songkhla Province. Then depart to Sadao border checkpoint, Sadao district, Songkhla province, by traveling from Ama Dim Sum Restaurant, Take the road Thammanun Withi Soi Ruam Charoen and Road No. 407 (56 km, taking approximately 1 hour) through immigration checkpoint, customs clearance, and cross-border procedures for taking vehicles out of Thailand and into Malaysia at the Sadao border checkpoint, Then take the car through the Thai-Malaysia border, from Bukit Kayu Hitam checkpoint heading to Penang Island Using the Asian Highway (AH Road), Every 50 km, there are rest areas and shop selling snacks, local products, and beverages. Stop by Alor Setar town in Kedah State (Taiburi), which has interesting tourist attractions as follows:

- Alor Setar Tower can be reached by traveling from Bukit Kayu Hitam through Lebuhraya Utara – Selatan Road, AH2 Road and E1 Road (50 km, taking approximately 1 hour).
- Balai Nobat Tower can be reached by traveling from Alor Setar Town through Lebuhraya Darul Aman Road and Road No. 1 (400 m, taking approximately 1 minute).
- Masjid Zahir, can be reached by traveling from Balai Nobat Tower through Lebuhraya Darul Aman Road, Road No. 1 and Jalan Kampung Perak (240 m. taking approximately 1 minute)
- Then continue to Penang Island by following the signs for “George Town” and cross the Penang Bridge (Jamba tan Palau Pinang).
- Have lunch at Siam Road Charcoal Char Kway Teow by can be reached by traveling from Masjid Zahir (114 km, taking approximately 1 hour 30 minutes)
- Then travel to see various places. in George Town such as Penang, Little India (Pinang Little India) can be reached by traveling from Siam Road Charcoal Char Koay Teow through Jalan Dato Keramat Road (2.9 km, taking approximately 10 minutes).
- Pinang Peranakan Mansion, can be reached by traveling from Penang Little India through Lebuhraya China Road (800 m, taking approximately 5 minutes)
- Fort Cornwallis can be reached by traveling from Penang Peranakan Mansion through Lebuhraya Light Road (1.1 km, taking approximately 5 minutes).
- Have dinner at Gou Lou Wan Thun Mee Restaurant can be reached by traveling from Fort Cornwallis through Jalan Masjid Kapitan Keling Road (1.3 km, taking approximately 5 minutes)
- Stay at the hotel in George Town

Tips: Besides the exploring the beauty of more than a hundred years old original structures, including the church, prison, gunpowder depot, lighthouse, the old flagpole and bronze cannons, another popular activity among the locals while visiting Cornwallis Fortress is praying for fertility.



Alor Setar Tower



Masjid Zahir

## DAY 5

After having breakfast, there are various tourist attractions to visit as follows:

- Penang Hill Parking your car at the parking lot of Penang Hill. Then travel up to Penang Hill by electric tram. Visit the various viewpoints and sites on Penang Hill. Once you've finished, climb down from Penang Hill, and continue the journey
- Go to Genting Highlands in Pahang State (342 km, taking approximately 4 hours) Which can be reached by traveling from Penang Hill Lower Station via Lebuhraya Utara – Selatan Road, AH2 Road, and E1 Road (349 km. taking approximately 4 hours 35 minutes)
- Check in the First World Hotel, the Guinness Book's Records holder for having the most rooms in the world. Then visit various tourist attractions in Genting Highlands as follows.
  - First World Plaza shopping mall which has a wide variety of products. You can have lunch at the food court in this shopping mall.
  - Visit the Sky Avenue shopping mall, a complex that located at the highest spot in Malaysia
  - Indoor & Outdoor Theme Park with 11 kinds of rides
  - Take a cable car ride. Drink in the evening atmosphere in the 130-year-old rainforest.
  - Try your luck in Genting's casino. (Men dress politely in Long-sleeve shirts or batikshirts or trousers)
  - Dinner at the restaurant or food court of the First World Plaza shopping mall.

Tips: One activity that is popular and very interesting in Genting Highlands tourism is to ride the Awana Skyway cable car along the way. In addition to enjoying the cold mountain air for 10 minutes of the ride, you will also get a thrilling experience from the perspective of a rainforest that is more than 130 million years old.



First World Plaza



## DAY 6

Have Breakfast at the First World Hotel's dinning room, departs for Kuala Lumpur via Jalan Jati 2 Road. You can visit Strawberry Leisure Farm (9.8 km , taking approximately 20 minutes) and upon arrival in Kuala Lumpur, visit the following interesting tourist attractions:

- Petronas Twin Towers, can be reached by traveling from Strawberry Leisure Farm through Lebuhraya Kuala Lumpur - Gua Musang Road and E8 Road. (42 km, taking approximately 1 hour)
- Kuala Lumpur Tower (KL Tower), can be reached by traveling from Petronas Twin Tower, via Persiaran Petronas Road, Jalan Pinang Road, and Jalan Puncak Road (2.3 km, taking approximately 10 minutes).
- Central Market Kuala Lumpur can be reached by traveling via Jalan Perak Road (2.3 km, taking approximately 15 minutes)
- Have lunch at the Central Market Kuala Lumpur. There is a food court on the 2nd floor.
- Sultan Abdul Samad Building, can be reached by traveling from the Central Market via Jalan Tun Perak Road (1.4 km, taking approximately 10 minutes)
- Putra Mosque, can be reached by traveling from Sultan Abdul Samad via Lebuhraya Kuala Lumpur- Putrajaya Road and E20 Road (37.6 km. taking approximately 1 hour)
- Then leave Kuala Lumpur heading south of Malaysia to the state of Malacca
- Have dinner at Ee Ji Ban Chicken Rice Ball Restaurant, which can be reached by traveling from Putra Mosque via Lebuhraya Utara-Selatan Road, AH2 Road, and E2 Road (139 km, taking approximately 2 hours).
- Stay at the hotel in Melaka city
- Walk through the old city at night on Jonker Street or Jalan Hang Jebet.

Tips: The highlight of traveling on Jonker Street is to taste exotic food and local desserts. which tourists are hailed as a paradise for foodies



Petronas Twin Towers



Kuala Lumpur Tower

## DAY 7

After having breakfast, depart to the Republic of Singapore through the state of Malacca and Johor Bahru. Stopping by to visit interesting tourist attractions of Malacca as follows:

- Baba – Nyonya Cultural Heritage Museum
- Museum, Dutch Square and City Hall (Stadthuys) can be reached by traveling from Baba – Nyonya via Road No. 5 (1.2 km, taking approximately 4 minutes).
- St. Paul’s Church, can be reached by traveling from the Stadthuys via Jin Kota Road. (550 m., taking approximately 3 minutes )
- Have lunch at Nasi Ayam Hoe Kee Restaurant, can be reached by traveling from the Stadthuys via Jln Kota Road (550 m, taking approximately 3 minutes).
- Continue to Johor Bahru town (Johor Bahru checkpoint),by traveling from Kampung Hulu Mosque via Lebuhraya Utara-Selatan Road, AH2 Road, and E2 Road (226 km, taking approximately 2 hours 30 minutes).
- Through immigration checkpoint, customs clearance, and cross-border procedure for taking vehicles in and out at the Johor Bahru checkpoint in Malaysia and the Woodlands Checkpoint, Singapore, Then travel to Singapore which has interesting tourist attractions as follows:
  - Visit Jurong Bird Park from Woodlands Checkpoint via KJE Road (22 km,taking approximately 30 minutes)
- Stay at the hotel.
- Have dinner in Little India or a restaurant in Clarke Quay.

Tips: Important activities for Jurong Bird Park tourism are 1) Lory Loft, the largest Lory parrot cage in the world. There is a skywalk to get a closer view of the birds. 2) Kings of the Skies Bird Show and High Flyers 3) Waterfall Aviary is a zone where a large simulated waterfall is built. It is as tall as a 13-storey building, the tallest in the world. 4) Feeding penguins at the Penguin Coast 5) See ancient birds at Dinosaur Decedents, and 6) Take a tram ride around the bird park.



St. Paul’s Church, Melaka



Jurong Bird Park



## DAY 8

After having breakfast, explore Singapore's attractions by taking the MRT and walking.

- Sultan Mosque, can be reached by getting off the MRT at Bugis Station, Exit B, and walk in the opposite direction of moving cars along Victoria St. then turn right onto Arab St.
- Visit the street art in Haji Lane, which is 180 m from Sultan Mosque.
- Shopping in Bugis Street, which is 700 m from Haji Lane.
- Or shop at Orchard Shopping District by taking the MRT from Bugis Station and getting off at Orchard Station.
- Have lunch at a restaurant in Paragon Mall. Orchard District. You can pray at this place.
- Take the MRT from Orchard Station to Marina Bay
- Visit Merlion Park, the symbol of Singapore. which can be reached by getting off at Raffles Place Station Exit H, And walk along the river to The Fullerton Hotel. where can take a long-distance photos of Marina Bay Sands
- Marina Bay Sands, which can be reached by getting off at Bayfront Station, Exit B, and the entrance is at Tower 3
- Gardens by the Bay can be reached by exiting from Bayfront Station Exit D, to Level 1 (L1) near the Rain Oculus gate. There is a walkway link between Marina Bay and Garden by the Bay.
- Have dinner at Satay by the Bay, Singapore bay food court, located in Garden by the Bay

Tips: Popular dishes of tourists and residents of Bugis Street include noodles and zucchini.



Marina Bay Sands



Gardens by the Bay

## DAY 9

After having breakfast at the hotel, depart to Tanah Merah port to head to Batam Island, the Republic of Indonesia. Buy a ferry ticket from Batam Fast company. Before boarding the boat, you have to go through immigration checkpoint to cross out of the Republic of Singapore. The ferry schedule can be found at [www.batamfast.com/tripschedule/index.ashx](http://www.batamfast.com/tripschedule/index.ashx) (Travel time takes about 40 minutes). Upon arrival at Batam Center pier through immigration checkpoint Border pass documents for entering Batam Island will be checked. Then depart by a rental local van The attractions of Batam Island as follows:

- Take a commemorative photo at the Welcome to Batam sign at the pier's exit .
- Visit Masjid Raya Batam
- Visit Bareleng Bridge
- Have lunch at Duck Chicken Restaurant in Nagoya Hill Malls.
- Stay at Nagoya Hill Hotel
- Sightseeing, shopping for local souvenirs and have dinner at Nagoya Hill Malls or seafood restaurants near the hotel. which one can ask for recommendation from the hotel

Tips : 1) Popular Sports and recreation activities for tourists traveling to Batam Island are golfing, snorkeling to see coral reefs under the sea. and relaxing with a spa massage

2) As traveling to Batam Island by boat. For those with seasickness should bring Cyclizine or Dimenhydrinate. Take the medicine at least 30 minutes before boarding the ferry.



Welcome to Batam sign



Nagoya Hill Malls

## DAY 10

After having breakfast, make your way to Batam Center Pier for returning journey back to the Republic of Singapore. The ferry schedule can be searched from [www.batamfast.com/tripschedule/index.ashx](http://www.batamfast.com/tripschedule/index.ashx)

- Go through the immigration checkpoint in Batam Island, then go back by Batam Fast's ferry.
- Upon arrival at Tanah Merahport , go through the Republic of Singapore immigration checkpoint .
- Then drive to Johor Bahru city, Malaysia, by passing through Singapore's checkpoint - Woodlands and Malaysia's Johor Bahru checkpoint by traveling from Tanah Merah Ferry Terminal via TPE Road (45.4 km, taking approximately 1 hour).
- Depart from Johor Bahru Checkpoint.
- Have lunch at San Low Seafood Restaurant by departing from Johor Bahru Checkpoint via Jalan Lingkaran Dalam Road, Jalan Stulang Darat Road and J5 Road (2.1 km, taking approximately 5 minutes).
- Visit Masjid Sultan Abu Baka by traveling from San Low Seafood Restaurant via Jalan Lingkaran Dalam Road and Road No. 188 (5.5 km, taking approximately 10 minutes).
- Visit Johor Bahru City Square Shopping Center by traveling from Masjid Sultan via Road No. 52 (2.8 km, taking approximately 10 minutes).
- Have dinner at Meldrum Walk Street Foods, by traveling from Johor Bahru City Square via Jalan Tun Abdul Razak Road (1.8 km, taking approximately 5 minutes)
- After having dinner, stay at the hotel in Johor Bahru city.

Tips: 1) Another convenient way to travel when entering the Republic of Singapore is to use the MRT. The card used for travel is called the EZ-Link card. The nearest selling point from the Woodlands checkpoint is at the MRT Kranji Station. Where bus number 170 can directly take passenger to the destination from the checkpoint

2) Recommend to bring Cyclizing or Dimenhydrinate to avoid seasickness. Eat and take the medicine at least 30 minutes before crossing to Batan Island by ferry.



Johor Bahru City Square  
Shopping Center

## DAY 11

After having breakfast, depart from Johor Bahru city, Heading to the Betong checkpoint, Thailand. The distance is about 710 km and taking approximately 8 hours and 30 minutes.

- Passing through Simbang Ampat, Malacca
- Passing through Seremban, Negeri Sembilan
- Passing through Petaling Jaya
- Passing through the city of Sungai Bulok
- through the state of Perak

Along the route, there are rest areas which have ,restaurants, gas stations, and prayer rooms. The route will pass through Lebuhraya Utara-Selatan Road, AH2/E2 Road and AH2/E1 Road.

- When arrived at Bukit Berapit Border Checkpoint, and go through immigration checkpoint ,customs clearance, and cross-border procedures for taking a vehicle out of Malaysia. Don't forget to stop by duty-free shopping outlets.
- Enter the Betong Border Checkpoint and pass the immigration checkpoint, customs clearance and cross-border procedures for taking a vehicle into Thailand.
- Stay at the hotel in Betong city. (The distance from the Betong Border Checkpoint to the town is about 7 km)
- Dinner at Da Wen Restaurant in Betong District, Yala Province.

Tips: Perak State is unique, beautiful, and has a long history. It is also fully equipped with interesting attractions including ancient Anglo-Malay style architecture, beautiful Chinese mansions, Colonial building, Ancient limestone caves, temples, sanctuaries, and hills with scenic views which is suitable for taking pictures and taking in the atmosphere.





## DAY 12

At 4.30 am.,depart to see the sea of mist at the Skywalk Ayer Weng viewpoint, Betong District, Yala Province, which can be reached by traveling from the Betong Clock Tower round about passing through Road No. 410, the Skywalk Ayer Weng parking lot is on the left-hand side and the local bus terminal is on the right-hand side ( 35.6 km, taking approximately 50 minutes). Have breakfast at the Daris Dim Sum Halal House, Skywalk Ayer Weng. After that, depart to the following tourist attractions:

- Chaloe Phrakiat Rama IX Waterfall, Betong District, Yala Province, can be reached by traveling from the Skywalk Ayer Weng parking lot via Road No. 6032 (6 km, taking approximately 15 minutes).
- Chao Guay Betong Km.4, Betong District, can be reached by traveling from Chaloe Phrakiat Waterfall via Road No. 410 (27 km, taking approximately 35 minutes).
- Piyamit Tunnel, Betong District, Yala Province, can be reached by traveling from Chao Kuay Betong Km. 4,drive straight north via local road (12 km, taking approximately 20 minutes).
- The Garden of Thousand Blossoms, Winter Flower Garden, Betong District, Yala Province, can be reached by traveling from Piyamit Tunnel heading northwest via local road (9.2 km, taking approximately 25 minutes).
- Betong Hot Springs, Betong District, Yala Province, can be reached by traveling from Winter Flower Garden and heading south through the local road where Betong hot springs is on the left-hand side (9.1 km, taking approximately 20 minutes).
- Have lunch at Jae Pu Restaurant in Betong District, Yala Province, by traveling from Betong Hot Spring via road number 410, Jae Pu Racha Restaurant is on the left-hand side (78 km, taking approximately 10 minutes).
- Take a commemorative photo with the southern end of Siam sign at the Betong border checkpoint by traveling from Jae Pu Racha restaurant, via Road No. 5039 and Route 410. (10.9 km, taking approximately 15 minutes).
- Betong Museum can be reached by traveling from the southern end of Siam sign via Road No. 410 (7.1 km, taking approximately 15 minutes).
- Take a walking tour of the street arts in Betong District and see the largest giant post box in the world which can be reached by traveling from Betong Museum via Road No. 410 (700 m, taking approximately 3 minutes).
- Stay at the hotel for two nights.
- Have dinner at Baan Khun Chai or Baiyoke restaurant in Betong.



Piyamit Tunnel



Betong Hot Springs

Tips: During the fasting month or Hari Raya, in the area with many Muslims will have a lot of traffic jams because of their holidays . Some places are closed during this period. Before traveling, contact the tourist attractions to check the period.

### Note

*Pattani, Narathiwat, and Yala are areas where the insurgency has occurred on the southern border. It is recommended not to travel at night and ask for the latest situation from the police station or Provincial Tourism Authority of Thailand office before entering the areas.*

## DAY 13

After having breakfast at Tai See Hee restaurant, depart from Betong District to Narathiwat Province. Stop by to visit tourist attractions as follows:

- Than To Waterfall, Bannang Sata District, Yala Province, travel from Tai See Hee via Road No. 410 (71.5 km, taking approximately 1 hour and 30 minutes).
- Visit the Halabara Forest Bridge, Bannang Sata District, Yala Province, by traveling from Than To Waterfall via road number 410 (20.4 km, taking approximately 20 minutes).
- Then leave for Narathiwat Province, which has various tourist attractions as follows:
- Have lunch at Mantra Restaurant, Mueang Narathiwat District, Narathiwat Province, by traveling from Halabara Forest Bridge Via Road No. 4066; Mantra Restaurant will be on the left.(141 km, taking approximately 2 hours 20 minutes).
- Pay respects to Buddha Thaksin Mingmongkol at Wat Khao Kong, traveling from Mantra Restaurant via Road No. 4055 (14.2 km, taking approximately 20 minutes)
- Visit Gow Leng Ji Shrine and Ganesha Mueang Narathiwat District, Narathiwat Province, by traveling from Wat Khao Kong via Road No. 4055; Gow Leng Ji Shrine will be on the right. (8.7 km, taking approximately 15 minutes)
- Visit Narathat Beach Mueang Narathiwat District, Narathiwat Province, by traveling from Kow LengJee Shrine Via Pichit Bamrung Road. (2.8 km, taking approximately 10 minutes)
- Visit the Hornbill Garden, Tha Phraya Sai, Mueang Narathiwat District, Narathiwat Province, by traveling from Narathat Beach via Phichit Bamrung Road and Road No. 4136. (2.4 km, taking approximately 10 minutes)
- Have dinner at Golden Dragon Restaurant Mueang Narathiwat District, Narathiwat Province.
- After dinner, travel to accommodation in Mueang Narathiwat District, Narathiwat Province.

Tips: During the fasting month or Hari Raya, the area with many Muslims will have a lot of traffic jams because of their holidays. Some places are closed during this period. Before traveling, contact the tourist attractions to check the period.

### Note

*Pattani, Narathiwat, and Yala are areas where the insurgency has occurred on the southern border. It is recommended not to travel at night and ask for the latest situation from the police station or Provincial Tourism Authority of Thailand office before entering the areas.*



Halabara Forest Bridge



Khao Kong Temple

## DAY 14

Have breakfast at Tonmayom Cafe. Depart to Trang Province. Passing through Pattani Province, Hat Yai District, Songkhla Province, and Satun Province, stop by to visit the recommended tourist attractions as follows:

- Krue Se Mosque. Muang Pattani District, Pattani Province, can be reached by traveling from Tonmayom Café. pass through Suriyapradit Road, Krue Se Mosque on the left-hand side ( 89.2 km, taking approximately 1 hour 15 minutes).
- Pattani Central Mosque. Mueang Pattani District, Pattani Province, can be reached by traveling from Krue Se Mosque through Ramkomut Road Pattani Central Mosque on the right-hand side (8.3 km. taking approximately 15 minutes)
- Have lunch at Jay Pan Dim Sum , Mueang Pattani District, Pattani Province can be reached by traveling from Pattani Central Mosque via Phiphit Road and Samakkhi Sai B Road (3.4 km. taking approximately 10 minutes)
- Then depart to Satun Province and stopping by to visit the recommended attractions as follows:
  - Mambang Mosque, Mueang Satun District, Satun Province, can be reached by traveling from Naros Restaurant. pass through Road No. 43 and Road No. 406, Mambang Mosque is on the left-hand side (202 km, taking approximately 3 hours)
  - National Museum ( Kuden Mansion), Mueang Satun District, Satun Province, can be reached by traveling from Mambang Mosque via Road No. 406 (1 km , taking approximately 3 minutes)
  - The Time Machine Bridge viewpoint. ( Global Geopark), La-ngu District, Satun Province, can be reached by traveling from the National Museum (Kuden Mansion) via Road No. 406 ( 57 km, taking approximately 1 hour).
- Travel to Trang Province.
- Have dinner at See fah Restaurant, Mueang Trang District, Trang Province, can be reached by traveling from the Time Machine Bridge Viewpoint passing Road No. 404 (101 km, taking approximately 2 hours).
- After having dinner, Stay at an accommodation in Mueang Trang District, Trang Province.

Tips: The Time Machine Bridge is very suitable for learning about geology because the area is mountainous with a junction between gray limestone and red sandstone which the two type of stones were formed in different periods. The gray limestone was born in the Ordovician period, which is about 485-444 million years old. The red sandstone originated in the older Cambrian period which is about 541-485 million years old. Hence, it is called “The Time Machine Bridge”



Guden Mansion



The Time Machine Bridge



## DAY 15

After having breakfast at Pong Ocha 1 Restaurant, travel to Pak Meng Pier by purchasing a tour package . From Pong Ocha 1 Restaurant, pass through Road No. 4 and via Road No. 4046 and Road No. 4162 to Trang Subdistrict Administrative Organization 2004 Pak Meng Pier. The pier is on the left-hand side (41 km, taking approximately 50 minutes). The tour package will enable a day trip to Trang sea which consists of the following activities:

- Snorkeling at Koh Chuek, Koh Ma, Koh Mook, Emerald Cave
- Buffet lunch on the boat then travel to the accommodation
- Stay overnight at Mueang Trang District, Trang Province for two nights.
- If you don't go to Trang sea, the following tourist attractions of Trang Province as follows:
- Visit the first rubber tree in Thailand, Kantang District, Trang Province, which can be reached by traveling from Pong Ocha 1 Restaurant. through Road No. 403, the first rubber tree in Thailand is on the left-hand side ( 24.4 km, taking approximately 30 minutes)
- Visit Phraya Ratsadanupradit Museum, Kantang District, Trang Province, which can be reached by traveling from the first rubber tree pass through Road No. 403 ( 1.5 km, taking approximately 5 minutes)
- Visit Kantang Railway Station, Kantang District, Trang Province, which can be reached by traveling from the Phraya Ratsadanupradit Museum and head east. The Kantang Railway Station is on the left-hand side (950 m, taking approximately - 3 minutes).
- Visit street arts in Kantang District, Trang Province, by parking your car at Kantang Railway Station and walk along the street to see the paintings on the walls of the buildings at Ratsada Road, (800 m.)
- Have lunch at Lor Khung Restaurant, super seafood in thick gravy After walking along the street arts in the Ratsada Road , can walk back to the car at Kantang Railway Station to continue to Na Yong District, Trang Province
- Visit Khao Chang Hai Cave, Na Yong District, Trang Province, which can be reached by traveling from Kantang Railway Station via Road No. 403, Khao Chang Hai Cave is on the left-hand side ( 34 km, taking approximately 40 minutes).
- Visit Thung Khai Botanical Garden, Mueang Trang District, Trang Province, can be reached by traveling from Khao Chang Hai Cave via Road No. 404 ( 16.7 km, taking approximately 20 minutes)
- Have dinner at Chiw Dam Restaurant. in Trang town . which can be reached by traveling from the Botanical Garden using Road No. 404, Chiw Dam Restaurant is on the left-hand side ( 13 km, taking approximately 20 minutes).
- After having dinner, stay at an accommodation in Mueang Trang District, Trang Province.



Koh Mook, Emerald Cave



Tham Le Khao Kop

Tips: 1) Kantang Railway Station is the last station of the Southern Railway. It runs along Andaman Sea which is suitable for taking photos and sightseeing because the train station has retained it's uniqueness since the reign of King Rama VI. It is a single-storey wooden building with Hip Roof : painted in mustard yellow, alternating with brown. The corners of the pillars are decorated with fretwork, and most importantly, Kantang Railway Station has been registered as a historical site by the Fine Arts department of Thailand.

2) For tourism in Trang sea, those with seasickness should bring Cyclizine or Dimenhydrinate. Take the medicine at least 30 minutes before boarding the boat.



## DAY 16

Have breakfast at Chen Jia Restaurant, depart for Krabi Province to visit the following recommended tourist attractions as follows:

- Stop by to buy traditional cakes at Khuk Ming Shop, Huai Yot District, Trang Province. which can be reached by traveling from Chen Jia Restaurant pass through Road No. 4, Khuk Ming shop is on the lefthand side (16.2 km. taking approximately 20 minutes)
- Visit Lay Khao Kob Cave, Huai Yot District, Trang Province, which can be reached by traveling from Khuk Ming shop. passing Through Road No. 4 and Road No. 403, The Lay Khao Kob Cave is on the left-hand side (17.3 km, taking approximately 20 minutes)
- Have lunch at Ruen Morakot Restaurant. (Entrance to the Emerald Pool) After having lunch , you can visit the Emerald Pool. The place can be reached by traveling from the Lay Khao Kob Cave via Road No. 4 ( 81.1 km, taking approximately 1 hour 10 minutes)
- Visit the Hot Spring Waterfall, Khlong Thom District, Krabi Province, which can be reached by traveling from the Emerald Pool passing through the local road that is the main exit from the Emerald Pool, Hot Spring Waterfall is on the left-hand side (10 km, taking approximately 20 minutes)
- Visit Tha Pom Khlong Song Nam, Mueang Krabi District, Krabi Province, which can be reached by traveling from the Hot Spring Waterfall . via Road No. 4, Tha Pom Klong Song Nam is on the right-hand side ( 69 km. taking approximately 1 hour)
- Sightseeing in Ao Nang, Mueang Krabi District, Krabi Province, which can be reached by traveling from Tha Pom Klong Song Nam and passing through Road No. 4011 onto Road No. KB. 1033 and Road No. 4034 ( 28 km, taking approximately 35 minutes)
- Then stay at the hotel in the Ao Nang area.
- Have dinner at Wangsai Seafood Restaurant, Ao Nang.

Tips: Tha Pom Khlong Song Nam is a tourist attraction suitable for ecotourism very much. Tourists will generally like to study nature by walking along the bridge. But another option for sightseeing that can experience nature closely is canoeing along the river.



Ao Nang



Emerald Pool


## DAY 17

If you decide to stay in Krabi for one more night, you can buy the 4 Island of Krabi tour package. The tour includes visiting Phra Nang Cave, Poda Island, and Thale Waek ( lunch included in the package). If it is decided to leave. after breakfast, depart to Phang Nga Province and Phuket Province to visit the recommended tourist attractions as follows.

- The Mud Crab Sculpture and the Nok Awk (White-bellied Sea-eagle) Sculpture, Mueang Krabi District, Krabi Province, pass through Road No. 4 (26.5 km, taking approximately 30 minutes)
- Buy souvenirs and local products of Krabi at Je Aor shop which can be reached by traveling from the Mud Crab Sculpture and the Nok Awk (White-bellied Sea-eagle) Sculpture via Road No. 4034 ( 12.5 km, taking approximately 20 minutes)
- Then travel to Phang Nga Province.
- Take a ferry to see Ao Phang Nga National Park at Ban Tha Dan Pier. The ferry will take a scenic route through Khao Maju , Tham Lod, Khao Khian, Khao Tapu , and Khao Phing Kan. The pier can be reached by traveling from Je Aor shop passing through Road No. KB . 1002 and Road No. 4 ( 80.4 km, taking approximately 1 hour 15 minutes)
- Have lunch at a restaurant on Panyee Island.
- Visit a Muslim community that houses on wooden poles in the middle of the sea. There are also a football field in the middle of the sea
- Sightseeing and buying souvenirs such as Kapi Koy (krill paste). Then take ferry back to Can Tha Dan pier and travel to Phuket Province.
- Stop by to pray homage to the monuments of Thao Thep Kasattri and Thao Si Sunthon, Thalang District, Phuket Province, which can be reached by traveling from Ban Na Dan Pier via Road No. 4 and Road No. 402 ( 72.6 km, taking approximately 1 hour and a minute).
- Sightseeing in Phuket Town from the top of Rang Hill. Mueang Phuket District, Phuket Province, which can be reached by traveling from the monuments of Thao Thep Kasattri and Thao Si Sunthon via Thep Kasattri Road ( 12.8 km. taking approximately 20 minutes)
- Visit Phromthep Cape, Mueang Phuket District, Phuket Province, which can be reached by traveling from Rang Hill via Chao Fa East Road and Wiset Road ( 19.6 km, taking approximately 35 minutes)



Monuments of  
Thao Thep Kasattri and  
Thao Si Sunthon



Top of Rang Hill

- Have dinner at Kan Eang 2 Restaurant, which can be reached by traveling from Promthep via Road No. 4030 and Wiset Road ( 12.4 km, taking approximately 25 minutes)
- After having dinner, stay at the hotel in Phuket Town, Phuket Province.

Tips: 1) Important highlights for Muslim community that builds houses on wooden poles in the middle of the sea. There are also a football field in the middle of the sea, which is the only floating football field in Thailand that has become a symbol of Koh Panyee tourism, famous all over the world

2) For a trip to the 4 Islands of Krabi, recommend to bring Cyclizine and Dimenhydrinate to avoid seasickness. Eat and take the medicine at least 30 minutes before doing the activity.

## DAY 18

After having breakfast at Khao Man Kai Ko Tar Restaurant in Phuket Town. Visit the recommended tourist attractions as follows:

- Phuket Thai Hua Museum can be reached by traveling from Khao Man Kai Ko Tar Restaurant and passing through Phuket Road, Phuket Thai Hua Museum is on the right-hand side ( 1.5 km, taking approximately 5 minutes).
- Visit the Old Phuket Town by traveling from Phuket Thai Hua Museum via Krabi Road, Satun Road and Dibuk Road ( 550 m, taking approximately 5 minutes)
- Have lunch at Mee Ton Poe Restaurant in Phuket Town, can be reached by traveling from Wat Mongkhon Nimit via Phuket Road. Mee Ton Poe Restaurant is on the left-hand side ( 1.5 km, taking approximately 5 minutes).
- Visit the famous beaches of Phuket, Kata Beach, Karon Beach, Patong Beach, Kalim Beach, and Kamala Beach from Mee Ton Poe Restaurant via Phuket Road, Ratsada Road, Bangkok Road, Chao Fa Road, Ket Kwan Road and Soi Pak Pang Road Kata Beach is on the left-hand side ( 14 km, taking approximately 20 minutes), Karon Beach, drive along the sign for 1.1 km, Patong Beach, another 7.9 km. Kalim Beach, another 900 m. Kamala Beach. Another 7.7 km.
- Watch planes landing on the runway at Mai Khao Beach, Thalang District, which can be reached by traveling from Kamala Beach. via Road No. 4030 and Road No. 402 (28 km, taking approximately 40 minutes)
- Visit Khao Lak Lighthouse, Takua Pa District, Phang Nga Province, can be reached by traveling from the viewpoint of the plane. Mai Khao Beach via Road No. 4 ( 66.4 km, taking approximately 1 hour)
- Stay at the hotel in Khao Lak beachfront .
- Have dinner at Kharw Phu Phan Restaurant Khao Lak.

Tips: Old Phuket Town building area is a popular place for tourists to absorb the atmosphere. rich in foreign civilizations of the past. The buildings were built with exquisite and popular architectural style. including ancient buildings in Sino-European architecture, street art, Soi Rommanee, the Oasis Thalang Saengtham Shrine and the Peranakannitas Museum.



Mai Khao Beach



Khao Lak Lighthouse

## DAY 19

After having breakfast at the hotel, depart to Ranong Province to visit the recommended tourist attractions as follows:

- Visit Takuapa Old Town Community by traveling from the accommodation via Road No. 4 ( 27.9 km, taking approximately 30 minutes)
- Have lunch at Roti Nisara restaurant, Ngao Subdistrict, Mueang Ranong District, Ranong Province, by traveling from Takuapa Old Town and passing through Road No. 4. The shop is on the left-hand side ( 158 km, taking approximately 2 hours 30 minutes)
- Visit Ngao Waterfall, Ngao Subdistrict, Mueang Ranong District, Ranong Province by traveling from Roti Nisara restaurant and passing through Charoen Rat Road and Road No. 4 Ngao Waterfall National Park is on the left-hand side ( 2.7 km, taking approximately 5 minutes).
- Visit the Grass Hill, Ngao Subdistrict, Mueang Ranong District, Ranong Province, by traveling from Ngao Waterfall National Park and passing through Road No. 4. The Bald Mountain is on the right-hand side ( 3.7 km, taking approximately 5 minutes).
- Visit Raksawarin Hot Spring, Mueang Ranong District, Ranong Province, by traveling from the Grass Hill via Road No. 4. The hot spring is on the right-hand side ( 12.7 km, taking approximately 15 minutes)
- Visit Ranong Canyon, Mueang Ranong District, Ranong Province by traveling from Raksawarin Hot Spring via Road No. 4005. Ranong Canyon is on the right-hand side (9.6 km. taking approximately 15 minutes)
- Have dinner at Ton Nun Restaurant in Mueang Ranong District, Ranong Province. By traveling from Ranong Canyon and passing through Road No. 4005. The Ton Nun Restaurant is on the left-hand side (11 km, taking approximately 20 minutes)
- After having dinner, stay at the hotel in Mueang Ranong District, Ranong Province.

Tips: Raksawarin Hot Spring consists of 3 naturally occurring hot springs: the father's pond, mother's pond and children's pond. All three ponds have a high temperature of about 65 degrees Celsius. They can be used for drinking and bathing. It is beneficial to the body in terms of maintaining health. It is also considered pure water. Therefore, it is one of the sources that leads through the Puttapisek ceremony. Make holy water to use as holy water The 5<sup>th</sup> Cycle Birthday Anniversary Ceremony of His Majesty King Bhumibol Adulyadej (King Rama IX)



Grass Hill



Raksawarin Hot Spring



## DAY 20

Have breakfast at Ranong Ocha Restaurant, depart for Chumphon Province.

- Visit Rattanakrongsin Palace, Mueang Ranong District, Ranong Province by traveling from Ranong Ocha Restaurant and passing through Ruang Rat Road, Rattanakrongsin Palace is on the right-hand side (3.4 km, taking approximately 10 minutes)
- Visit 100 Years Thein Sue House, Mueang Ranong District, Ranong Province by traveling from Rattanakrongsin Palace and passing through Dabkadee Road. 100 Years Thein Sue House is on the right side (950 m. taking approximately 2 minutes)
- Kra Isthmus or Kiew Kra, Kra Buri District, Ranong Province, which can be reached by traveling from 100 Years Thein Sue House and passing through Road No. 4. The Kra Isthmus is on the right hand side (65.4 km, taking approximately 1 hour)
- Visit Tublee Bun at Han Yok Youn Shop, Kraburi District, Ranong Province, can be reached by traveling from the Kra Isthmus and passing through Road No. 4, The Han Yok Youn shop is on the right-hand side (9.4 km, taking approximately 10 minutes).
- Have lunch at Tha Phi Sut Noodle Restaurant, Pathomphon Intersection, Mueang Chumphon District, Chumphon Province, can be reached by traveling from the Han Yok Youn Restaurant and passing through Road No. 4, heading to Chumphon province. The Tha Phi Sut Noodle Restaurant is on the left-hand side (55.2 km, taking approximately 45 minutes).
- After lunch, return to your house or make another stop along the way back.

Tips: Rattanakrongsin Palace is a historical attraction that is open to all tourists to study. And seeing the beauty of Rattanakrongsin Palace is also a viewpoint to see the town and a beautiful sun because the palace is located on the foothills of the Niwet mountain, it gives a view of the natural scenery. And the city Tourists can take a walk in the gardens, take in the views and take photos outside the palace at your own pace.



Han Yok Yuan, Tublee Bun



Kra Isthmus or Kiew Kra



# thailand




Krom Luang Chumphon Court




Ratchaprapha Dam



THAILAND



Sampao Thai







# THAILAND

## ABOUT THAILAND

Thailand, officially known as Kingdom of Thailand It has borders with 4 countries, bordering on the east with Laos and Cambodia. The south is the border with Malaysia. West borders the Andaman Sea and Burma. and the north borders Burma and Laos There is a central government administration in Bangkok. and provincial administration of 76 provinces

### CAPITAL

Bangkok

### RELIGION

Buddhism,  
Islam,  
Christianity,  
Hinduism,  
Sikhism

### LANGUAGE

Thai

### CURRENCY

Baht (THB)  
1 USD =  
35.55 THB  
As of  
08/10/2022

### CLIMATE

summer =  
Feb. - May  
rainy =  
May - Oct.  
winter =  
Oct. - Feb.

### TIME

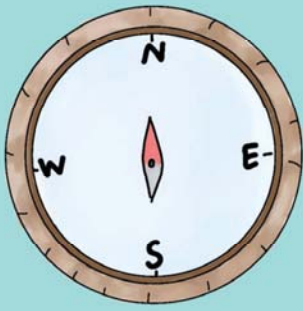
GMT + 7

### ELECTRIC CURRENT (VOLT/VOLTAGE)

Flat pin type  
(Type A B C F)  
220 V.







KROM LUANG  
CHUMPHON SHRINE,  
SAIREE BEACH

# CHUMPHON

MAI KIAM BRIDGE



RIVER RAFTING IN PHATO



SUAN NAI DAM, CHUMPHON





Scan the map  
to travel to  
Chumphon

# CHUMPHON

## Provincial Motto

"Southern Gate, pay  
homage to the prince,  
visit coffee plantations,  
and visit Sairee Beach,  
good banana claws,  
famous for bird's nest"

## About Chumphon, the Gate to Southern Thailand

Chumphon Province is like a gateway to South Thailand. Assuming that the name Chumphon was from the word "Chumnumphon" (which means the accumulation of force) due to the fact that Chumphon was a frontier city. The army both from the North and South often marched here. The word Chumphon might also be named by the sacred ceremony for the army before getting into the worship to win, so it was known as "Prachum Phon"



### MORE TOURIST ATTRACTIONS

Chumphon Sea Islands Tour, Muang District  
Chumphon National Museum, Muang District  
Krom Luang Road, Muang District





## WHERE TO GO



### 1. KROM LUANG CHUMPHON SHRINE, SAIREE BEACH

It is the death place of Krom Luang Chumphon Khet Udomsak; the Father of the Royal Thai Navy. A shrine was set up on the beach to enshrine his statue, and there is a memorial to HTMS Chumphon, which is a torpedo carrier of the Royal Thai Navy.

**Opening Hours** Open 07.00–18.00 hrs.

**Admission Fee** None and free parking is available



### 2. MAI KIAM BRIDGE

It is a large pond in Nong Yai Area Development Project under Royal Initiative. A wooden bridge was built by Kiam wood. It is a hardwood that is abundant in the south. The bridge extends to a small island in the middle of the swamp. On the island, there are herds of deer that live naturally.

**Opening Hours** Open every day, 07.00 — 18.00 hrs.

**Admission Fee** None and free parking is available



### 4. RIVER RAFTING IN PHATO

It is a natural conservation rafting. Using plastic pipe Raft instead of bamboo. After rafting along Phato River, you can enjoy local food ;such as, Spicy and sour soup with banana stalks, Thai style omelette on banana leaves, Rice cooked in a bamboo tube and fresh vegetables dipped in chili paste. (Muslims must notify in advance to change the menus.)

**Contact Number** Malin service Tel. +66 89-592-8376, Tel. +66 64-316-4515

**Opening Hours** Open every day, 08.00 — 15.00 hrs.

**Service Fee** Adult, 600 baht/person. Children, 300 baht/person. The fees include rafting, traditional lunch and parking.



### 3. SUAN NAI DAM, CHUMPHON

It is a wellness tourism attraction which the area is decorated beautifully. There are various style of toilets; such as "Bird eyes view toilet". All of the toilets in Suan Nai Dam also have their own origin and background, and they are practical, clean and hygienic.

**Contact Number** +66 89-652-0734

**Opening Hours** Open every day, 07.30–17.30 hrs.

**Admission Fee** None and free parking is available





## WHERE TO EAT

### 1. FARIDA CHA ROTI



#### Location

Krom Luang Chumphon Road.

#### Recommended Dishes

Chicken biryani, Chicken/ Beef massaman curry, Roti, and Roti mataba.

#### Contact Number

Tel. +66 80 695-1996

#### Opening Hours

Wednesdays — Mondays, 11.00 — 22.00 hrs.



### 2. JAY MUAY SPICY AND SOUR SOUP NOODLES

#### Location

Opposite 7-ELEVEN Wat Pho, in the city

#### Recommended Dishes

Spicy and sour soup noodles, Yentafo, Fish head Tom yum.

#### Contact Number

Tel. +66 80-946-4519

#### Opening Hours

Open every day, 10.00 — 23.00 hrs.

### 3. HORJIA @ CHUMPHON



#### Location

Opposite Paradom Hotel in the city center Bak Kut Teh, Dim sum, Boiled rice, Pan fried egg with topping.

#### Recommended Dishes

#### Contact Number

Tel. +66 81 535-5355

#### Opening Hours

Mondays — Saturdays, 06.30 — 16.00 hrs. Sundays, 06.30 — 15.00 hrs.



## WHAT TO BUY

### EDIBLE BIRD'S NEST

#### Buy at

Baan Tee Rak Nok

Tel. +66 81-273-6066

Tel. +66 77-510-599

\*To visit the nesting house and see how to rear and collect the nest, please contact in advance. Chumphon Rang Nok Tel. +66 77-507-331

### LEBMUERNANG BANANA

There are both fresh and honey baked ones.

#### Buy at

The shrine of Por Ta Hin Chang.

The sheds along

Petchkasem Road

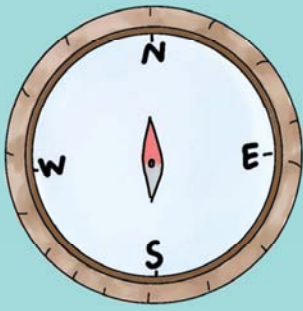
### KHAOTHALU COFFEE

#### Buy at

Various restaurants, convenience stores in the gas stations and any souvenir shops in Chumphon province.







PUNYABAN WATERFALL

RATTANARANGSAN  
PALACE



# RANONG



GRASS HILL



NGAO WATERFALL





Scan the map  
to travel to  
Ranong

# RANONG

## Provincial Motto

"Kra Isthmus, Grass  
Mountain, Sweet cashew,  
Mineral water River,  
and Authentic Pearl of  
Ranong"

About Ranong, city of  
Rain 8 months Sunshine  
4 months

Formerly known as "Mueang Rae Nong." It is the city that has existed since the Ayutthaya period. During the reign of King Rama IV, he bestowed the title of governor of Ranong to a pioneer of tin mining Phra Ratana Sethi (Kho Su Jiang ) And he was sired by Bangkok. During the reign of King Rama V, Phra Ratana Sethi was given the title of Phraya Damrong Sucharit Mahisornphakdi, who later became the progenitor of Na Ranong



### MORE TOURIST ATTRACTIONS

Ban Roi Pee Thian Sue, Ranong District  
Raksawarin Park Hot Spring, Ranong District  
Ranong Canyon, Ranong District  
Kra Isthmus, Kraburi District





## WHERE TO GO



### 1. NGAO WATERFALL, MUANG DISTRICT

It is a waterfall that flows from the hill in layers to a large basin. The waterfall can be seen from a great distance away while driving on Petchkasem Road. There is a new species of freshwater crab that is named "Chao Fa Crab" which can be found only in this area. Chao Fa Crab has white carapace and claws, and its mouth, eye sockets, and legs are purple-black.

**Contact number** Tel. +66 778-106-51

**Opening hours** Open every day, 08.00 — 17.00 hrs.

**Admission fee** Thai people, Adult 20 baht/person.

Child 10 baht/person

Foreigners, Adult 100 baht/person.

Child 50 baht/person.

Vehicle; Motorbike 20 baht, Car 30 baht.



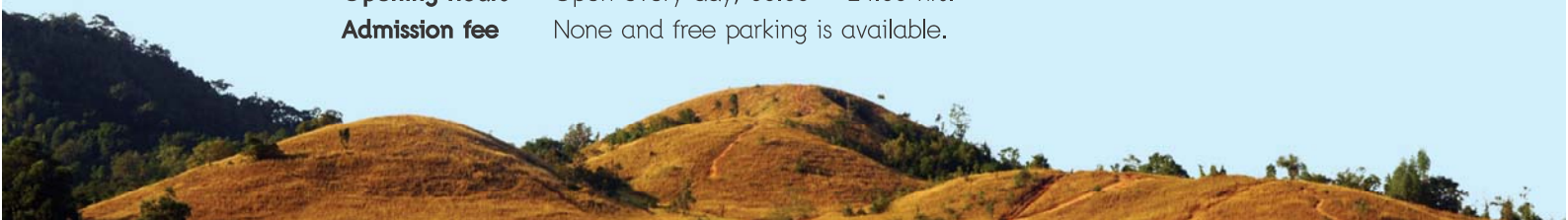
### 2. GRASS HILL

Located not far from Ngao Waterfall. It is a mountain without any trees, but covered by grass. In dry season, the grass turns golden yellow and turns green in rainy season. It is also called "Two-colors Grass Hill". You can walk and take pictures in the meadow and walk up a small hill for a bird's-eye view.

**Contact number** Tel. +66 778-620-82 (Ranong Provincial Cultural Office)

**Opening hours** Open every day, 00.00 — 24.00 hrs.

**Admission fee** None and free parking is available.



### 3. RATTANARANGSAN PALACE

Phraya Sucharit Mahisornphakdi (Kho Sim Kong), former governor of Ranong, built this palace to serve as the residence for King Rama V, King Rama VI, and King Rama VII when traveling to Ranong. The original palace was made of Takhianthong wood, but it was imitated due to destruction. Now, the place is used as Provincial Hall.

**Contact number** Tel. +66 804-275-75, Tel. +66 778-114-22

**Opening hours** Outdoor area: Open every day, 05.00-22.00 hrs.

Indoor area: 09.00 — 16.30 hrs.

Closed on Mondays and Tuesdays

**Admission fee** Thai people, Adult 50 baht/person.

Child 20 baht/person

Foreigners, Adult 100 baht/person.



### 4. PUNYABAN WATERFALL, MUANG DISTRICT

A tourist attraction that was standardized by the Department of Tourism. Punyaban Waterfall is also called "Sed Takwad Waterfall". The name "Punyaban" is the surname of the technician who supervised the construction of the Chumpon-Ranong road. It is a small waterfall by Petchkasem Road and has water all year round. You can swim, and there is souvenir shops.

**Contact number** Tel. +66 779-898-17

**Opening hours** Open every day, 06.30 — 19.00 hrs.

**Admission fee** Thai people, Adult 20 baht/person.

Child 10 baht/person.

Foreigners, Adult 100 baht/person.

Child 50 baht/person. Free parking.



## WHERE TO EAT

### 1. ROTI NISARA RESTAURANT



**Location** Ngao Subdistrict, near KhaoYa and Ngao Waterfall.

**Recommended Dishes** Massaman Curry and Roti, Chicken Curry, Fried Chicken and Khao Yam.

**Contact Number** Tel. +66 86-574-4324, Tel. +66 83-388-4432

**Opening Hours** Open every day, 08.00 — 13.00 hrs.



### 3. BANG KI ROTI ARAB



**Location** In the city center, Talat Lang, Thanon Phakdi

**Recommended Dishes** Chicken biryani, Curry and roti, Fried chicken and Spicy rice salad with vegetable.

**Contact Number** Tel. +66 81 852-2033, Tel. +66 81 187-8923

**Opening Hours** Tuesdays — Sundays, 06.30 — 16.00 hrs.



### 2. KHUN LIN RESTAURANT



**Location** Near Rak Sawarin Hot Spring.

**Recommended Dishes** Spicy and sour soup with mixed vegetable and giant catfish roe, Fried Mackerel with shrimp paste, Salt boiled toil shad and Crab roe chili paste.

**Contact Number** Tel. +66 81-892-3455, Tel. +66 77-822-863

**Opening Hours** Open every day, 08.00 — 20.00 hrs.



### 4. RANONG OCHA RESTAURANT



**Location** In the city, on Saphan Pla Road

**Recommended Dishes** Dim sum, Bak Kut Teh, Braised pork leg, and Baked black olives with rice

**Contact Number** Tel. +66 88-167-4154, Tel. +66 77-822-101

**Opening Hours** Open every day, 06.30 — 13.30 hrs.



## WHAT TO BUY

### CASHEW NUT

Baked cashew nut with butter and salted is the most famous local souvenir from Ranong as it is presented in the provincial motto. Its dialect name is "Gayu" and it is widely cultivated in Koh Phayam and Koh Chang of Ranong.

**Buy at** Ranong Thani market. Souvenir shops in Mueang District and various tourist attractions.



### PEARL

**Buy at** Raksa Warin Park, Tel. +66 77 501-831  
Punyanan Waterfall Tel. +66 99 401-8970  
Various souvenir shops in Ranong.



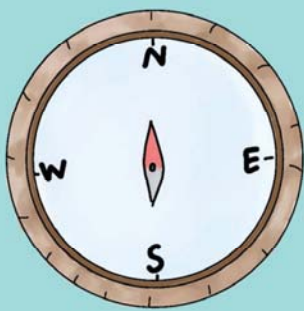
### TUBLEE BUN

The word "Tublee" means Lee's house which is the name of a Chinese man who lived in this area. In the past, the grocery store named "Han Yok Yuan" sold buns to the travelers who stop by. Nowadays there are many people in this area sell buns and it becomes wellknown as "Tub Lee Steamed Buns"

**Buy at** Han Yok Yuan shop, Tel. +66 81 891-1900







# PHANG NGA



KHAO TAPU



KOH PANYEE



TAKUAPA OLD TOWN  
TOURISM COMMUNITY





Scan the map  
to travel to  
Phang Nga

## Provincial Motto



"Ten Thousand Million  
Minerals, Baah Klang Nam,  
Ngam Ta cave, weird  
Mountains, Champun  
Plants, Rich in Resources."

# PHANG NGA

## About Phang Nga, The city of mountains

Phang Nga, originally known as "Phu Nga City" which was named after Khao Phu Nga or Phang Ka, and it was similar pronunciation as "Phuket". Moreover, there is an assumption that the name "Phang Nga" may be from "Phu Nga" due to a distorted accent of foreigners who come to trade tin at that period. And it is written as PHUNGA or PUNGA in English which can be read either Phu Nga or Phang Nga.



### MORE TOURIST ATTRACTIONS

Wat Tham Suwan Khuha, Muang District  
Lampi Waterfall, Thai Mueang District  
Khao Lak Lighthouse, Takuapa District



## WHERE TO GO

### BOAT TRIP TO SEE PHANG NGA BAY, MUANG DISTRICT

It is the most popular tourist attraction in Phang Nga. You can travel by a long-tail boat or a tour boat. By getting on a boat at the pier of Phang Nga Province, the tour fee depends on the size of the boat and the trip is about 3-4 hours. You can have lunch at Koh Panyee. The viewpoints here are include:

**1. Tham Lod** The boat will pass through the cave hall, where the sea water scour the middle of the mountain. When the ship goes inside, you will see stalactites and stalagmites from the cave's ceiling.

**2. Khao Tapu** A small mountain that looks like a nail and it is a symbol of Ao Phang Nga National Park. It was used as a location for James Bond movie. Therefore, this island is known worldwide as "James Bond Island."

**3. Khao Phing Kan** is a miracle of the nature. It was cut in two and lean each other due to the gravity.

**4. Koh Panyee** where a Muslim community builds their houses on wooden poles in the middle of the sea. Tourists can have lunch at various restaurants, walking around the house, shopping local products at souvenir shop such as shrimp paste and dried seafood then go to see the only one football stadium in the middle of the sea in Thailand. (It is not allowed to bring the alcoholic beverages in to the island.)



#### Opening Hours National Park Fee

#### Boat Operator

#### Parking

Open every day from 08.30 - 16.00 hrs.

Thai people: Adult 60 Baht/person and Child 30 Baht/person.

Foreigners: Adult 300 Baht/person, Child 100 Baht/person.

Khun Jib Tel. +66 980-534-084

Panyee Travel Tel. +66 991-321-160

Kiat Charoenchai 1 Co., Ltd.

Tel. +66 851-632-649,

Tel. +66 866-845-060

There is a parking fee.



### TAKUAPA OLD TOWN TOURISM COMMUNITY, TAKUAPA DISTRICT

A tourist attraction certified by Thailand Tourism Standard from the Department of Tourism. It is a small town of Phang Nga which was flourish in the mining era. It is now promoted as a community attraction that tourist can visit by themselves or contact the community. The tourist can see old buildings in Sino-European style, ancient Chinese houses, Guan Yu Shrine, and Street Art. And every Sunday evening there is a walking street which have a lot of street food, souvenirs, cooking demonstrations, and desserts. Tourist can also rent a Yaya-Baba dress for taking a photo.

**Contact Number** Ms.Pensri Jitprasart (Group Chairman)  
Tel. +66 966-361-274

**Opening Hours** Open space. Tourist can visit all the time.  
**Admission Fee** There are travel packages depending on the needs of tourists. No entry fee.





## WHERE TO EAT



### 2. THA SANUK HALAL SEAFOOD

#### Location

Thap Put District Near Khok Krai Community, Mud Spa

#### Recommended Dishes

Boiled Nautilus with Dip, Stir Fried Crab Claw with Chili Paste, Boiled Clams with Lemongrass

#### Contact Number

Tel. +66 818-954-631

#### Opening Hours

10.00 - 20.00 hrs.

Closed on Monday.



### 1. PANYEE MUTIARA

#### Location

Koh Panyee

#### Recommended Dishes

Tom Yum Seafood, Fried Fish with Chili, Stir Fried Blue Crab with Curry and salt-baked shrimp

#### Contact Number

Tel. +66 892-896-461

#### Facebook Page

<https://www.facebook.com/AlanniDimsum/>

#### Opening Hours

Open every day, 10.00 - 16.00 hrs.



### 3. KRU A PHU PAN, KHAO LAK

#### Location

Between Laem Pakarang 7-11 shop and Memory Bar

#### Recommended Dishes

Shrimp in Tamarind Sauce, Stir-fried Prawns with Shrimp Paste and Sato, Fresh shrimp chili paste and Coconut Shoot with Fish in sour soup made of tamarind paste

#### Contact Number

Tel. +66 833-939-846

#### Opening Hours

Open every day, 10.00 -21.30 hrs.



## WHAT TO BUY

### SHRIMP SKEWERS

Phang Nga Shrimp Skewers is look like dried shrimp but using wooden skewers the shrimp then grill until it dry and get a satisfied color. It is a very famous souvenir of Phang Nga.

**Buy at** Markets and Koh Panyee.

### KAPI KOEY (SHRIMP PASTE), KOH PANYEE

It is a famous shrimp paste. It is made from krill that has an excellent salty aroma.

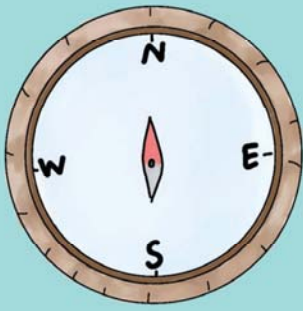
**Buy at** Souvenir shops in Phang Nga Province.

### Nutmeg in Syrup

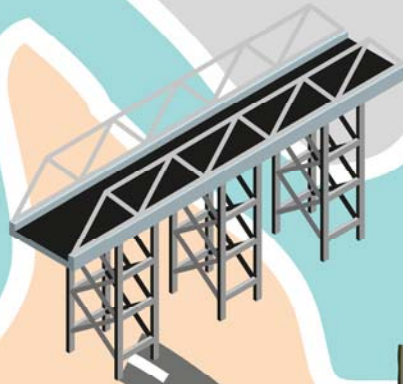
It is a rare souvenir of Phang Nga and it is processed from other fruits because it has a sweet taste.

**Buy at** Ban Tham Nam Phut, Tel. +66 76-460-554  
Shops in Mueang Phang Nga District.





SARASIN BRIDGE



PHUKET OLD TOWN



KHAO RANG

PHUKET

PROMTHEP CAPE







Scan the map  
to travel to  
Phuket

## Provincial Motto

"Andaman Pearl,  
Southern Paradise,  
Golden Sand Beach,  
Two Heroines,  
the Prestige of  
Luang Por Cham"

# PHUKET

## About Phuket, Andaman Pearl

Phuket Province is the largest island in Thailand but has the smallest area in South Thailand. It is well known for its nature, agriculture, sea, islands, and Chinese lifestyle of people in local, especially a cultural diversity which can attract tourist.



### MORE TOURIST ATTRACTIONS

Chinpracha House, Muang District Khao Rang,  
Muang District  
Monument of Thao Thep Kasattri and Thao Si  
Sunthon, Thalang District  
Mai Khao Beach, Thalang District

## WHERE TO GO



### 1. SARASIN BRIDGE, THALANG DISTRICT

The bridge between Phuket Island and Phang Nga Province was built in 1967. This bridge is known from the disappointed love story of Kodam and Nong Eew. The two decided to suicide and jump from the middle of Sarasin Bridge on February 22, 1973, ending their lives in order to nothing can tear them apart.

**Contact Number** Tel. +66 76-356-024 (Phuket Provincial Administrative Organization)

**Opening Hours** Open every day, all the time

**Admission Fee** None and free parking is available.



### 2. PHUKET OLD TOWN, MUANG DISTRICT

The old building of Sino-Portuguese architecture was built when Chinese and Western people came to Phuket for mining resulting in a creation of a building that blends perfectly both Chinese and Western styles. At present, the buildings has been renovated. The tourists will see the architecture and street art on the building walls, there are also shops selling various products.

**Contact Number** Tel. +66 76-211-036 (Tourism Authority of Thailand, Phuket Office)

**Opening Hours** Open every day, all the time

**Admission Fee** None and can park at Wat Mongkhon Nimit.



### 3. PROMTHEP CAPE, MUANG DISTRICT

It is the most beautiful sunset viewpoint in Phuket and it is a reference point to determine the sunset time in Thailand. It looks like a rocky cape jutting into the sea. Tourists can walk down to the tip of the cape. Please spare 1 hour before the sunset cause of the traffic and parking.

**Contact Number** Tel. +66 76-288-656

Tel. +66 76-288-084

**Opening Hours** Open every day, all the time

**Admission Fee** None and free parking is available.



### 4. PHUKET THAI HUA MUSEUM, MUANG DISTRICT

Located in the old town, Formerly it is used as a shrine and a Chinese language school called "Hua Bun" and it was built in 1911. The building is a Sino-European style and it has changed to be a museum which exhibit the history of Chinese immigrants in Phuket, autobiography of important people who create prosperity for Phuket, dress, local foods, festivals, traditions, etc.

**Contact Number** Tel. +66 76-211-224

**Opening Hours** Open every day, 08.30 - 17.00 hrs.

**Admission fee** Thai people, Adult 50 Baht/person  
Foreigners, Adult 200 Baht/person





## WHERE TO EAT

### 1. CHAO FAH ROTI RESTAURANT



#### Location

In the city, Chaofa East Rd. near Wachirayee Teng Hospital

#### Recommended Dishes

Curry Roti, Mataba, Chicken Biryani Goat Curry, Chicken Massaman, Beef, and Halal Salad

#### Contact Number

Tel. +66 76-221-771

#### Opening Hours

06.00-13.30 hrs.  
Closed on Monday.



1

### 2. MEE TON PHO

#### Location

In the city, Phuket Road, near the clock tower roundabout.

#### Recommended Dishes

Fried Noodle Hokkien, Spicy Yellow Noodle  
Tel. +66 87-474-9923  
Tel. +66 76-216-293

#### Contact Number

#### Opening Hours

Open every day,  
09.00-18.30 hrs.



2

### 4. CAFE' IN THAI HUO MUSEUM

#### Location

next to the Phuket Thai Hua Museum

#### Recommended Dishes

Traditional Phuket desserts, for example, 7 menus of Oew Aew etc.

#### Contact Number

Tel. +66 95-360-6017

#### Opening Hours

10.00 - 17.00 hrs.  
Closed on Monday.



3

### 3. MEE SAPAM RESTAURANT, GRANDMA CHIAN



#### Location

Tambon Sapam, next to MY STAY@PHUKET HOTEL

#### Recommended Dishes

Sapam Noodle Oo Dao, Fried Clams, Fresh Spring Rolls and Homok

#### Contact Number

Tel. +66 76-377-595

#### Opening Hours

Open every day,  
09.00 - 17.00 hrs.



## WHAT TO BUY

### TAO SO MAEBUNTHAM, SAMKONG BRANCH

#### Recommended Products

Tofu Snacks and Various Chili Pastes

#### Location

69/1 Hongyok Uthit Road, Talat Yai Sub district Mueang Phuket

#### Contact Number

Tel. +66 95-076-0099

#### Opening Hours

Open every day,  
07.00 - 19:00 hrs.

### PORNTHIP SHOP

#### Recommended Products

Dried Seafood, Dried Shrimp Chili Paste and One Tambon One Products (OTOP)

#### Location

108/1 Moo 5, Chaloem Phrakiat Rama 9 Rd. Ratsada Subdistrict, Mueang Phuket District

#### Contact Number

Tel. +66 76-261-555

#### Opening Hours

Open every day,  
07.00- 19.00 hrs.

### MAE JU SHOP, SOUVENIRSOFT PHUKET

#### Recommended Products

Kanom Tao So, Fish Fillet Cake Shrimp paste and Processed Seafood Products.

#### Location

159/21 Moo 5, Thepkasattri Rd. Thepkasattri Subdistrict, Thalung District

#### Contact Number

Tel. +66 76-621-226

#### Opening Hours

Open every day,  
07.00 - 19.00 hrs.



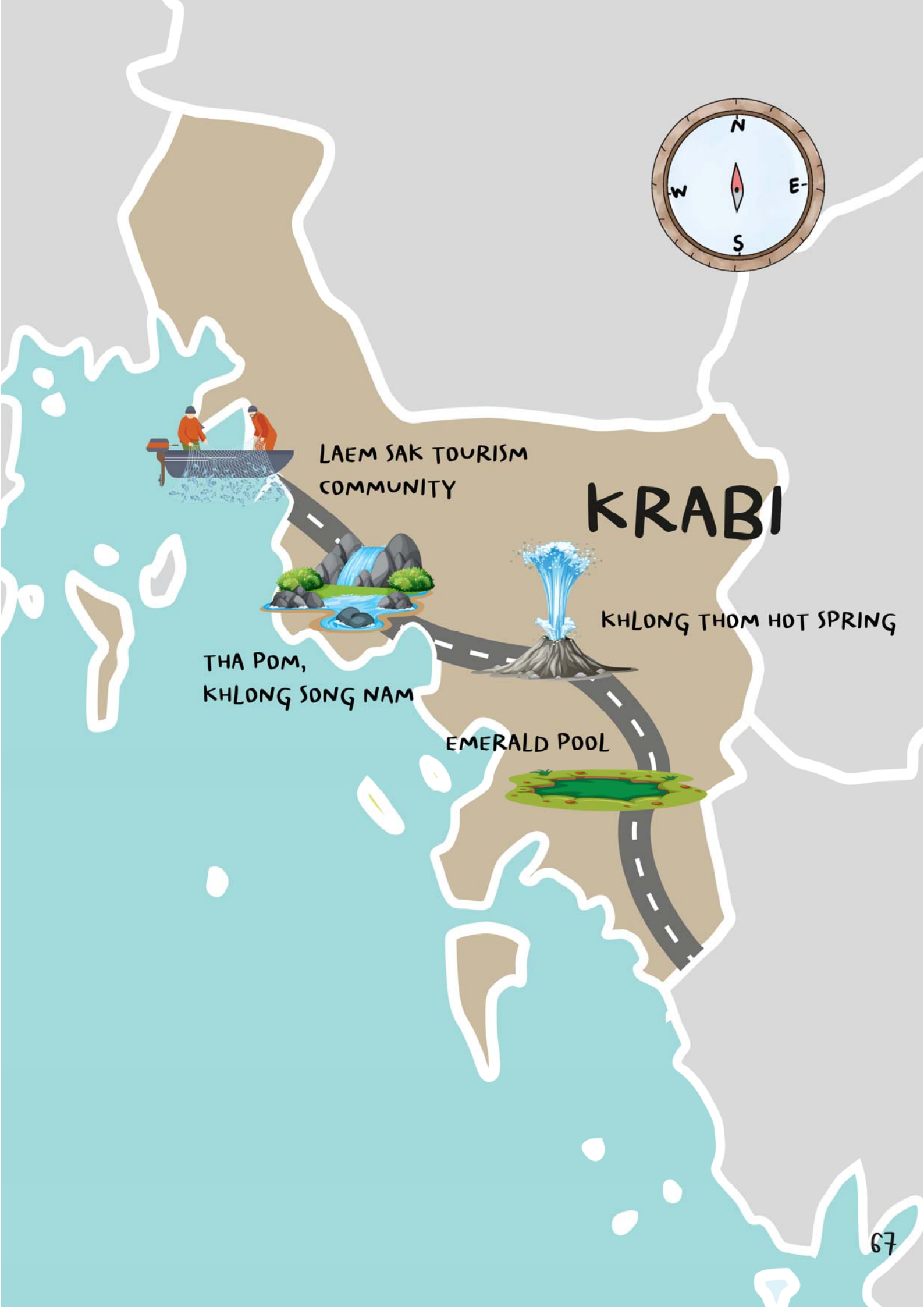
### A PONG DESSERT

It is a famous local dessert of Phuket. Originally, Khanom A pong was a traditional dessert of Malaysian people which is known as Khanom Bueng and later became widespread in Phuket. Because of the migration of the Malaysian Penang to Phuket, A Pong dessert has become a local dessert in Phuket. Khanom A Pong looks similar to Kanom Tang Taek. In addition to "A Pong", this dessert is also known as Malay snacks.

#### Buy at

A Pong Mae Sunee shop.  
Tel. +66 86-743-7557  
A Pong Koniao Samkong  
Tel. +66 83-639-4334  
Markets in Phuket





LAEM SAK TOURISM  
COMMUNITY

KRABI

KHLONG THOM HOT SPRING

THA POM,  
KHLONG SONG NAM

EMERALD POOL



Scan the map  
to travel to  
Krabi

## Provincial Motto

"The livable city,  
friendly people"

# KRABI

## About Krabi, the heritage of the Andaman sea

There is a myth about villagers who found an ancient sword and gave it to the governor. Later, another antique sword similar to the first was excavated. Therefore, the villagers also gave the second sword to the governor. The governor thought that the ancient swords should be kept as a city property so he kept both swords in the Khao Khanap Nam cave then the crossed swords became a symbol of Krabi Province.



### MORE TOURIST ATTRACTIONS

Explore the sea in Krabi, 4 islands, Muang district  
Aonang, Muang District  
Tiger Cave Temple, Muang District  
Black Crab and Nok Ok Monument, Muang District





## WHERE TO GO



### 1. Tha Pom, Khlong Song Nam, Muang District

Khlong Song Nam, during the high sea level, will become a brackish water which its colour is quite turbid blue. But when the sea water is replaced by fresh water. The stream will have a clear color. Fish and aquatic plants can be seen clearly.

**Contact Number** Tel. +66 75-694-198

**Opening Hours** Open every day, 08.30 - 17.00 hrs.

**Admission Fee** Thai people, Adult 10 Baht/person.  
Child 5 Baht/person.  
Foreigners, Adult 50 Baht/person.  
Child 30 Baht/person.



### 2. Khlong Thom Hot Spring, Khlong Thom District

A small hot spring with many layers like a waterfall. The water's temperature is about 42 degrees Celsius. And there is a basin at the top of the spring which tourists can soak there.

**Contact Number** Tel. +66 75-660-781

**Opening Hours** Open every day, 08.30 - 17.00 hrs.

**Admission Fee** Thai people, Adult 20 Baht/person.,  
Child 10 Baht/person.  
Foreigners Adult 200 Baht/person.,  
Child 100 Baht/person.



### 3. EMERALD POOL, KHLONG THOM DISTRICT

Natural pools were formed by warm water streams. It contains various minerals which makes the water very clear. The water color will change according to the sunlight. And there are 3 pools that tourist can soak in, namely Sa Kaeo, Emerald Pool and Phut Pool. The Emerald Pool is about 7 kilometers away from the Khlong Thom Hot Spring.

**Contact Number** Tel. +66 86-310-6120 Tel. +66 86-344-2743

**Opening Hours** Open every day, 08.30 - 17.00 hrs.

**Admission Fee** Thai people, Adult 20 Baht/person  
Child 10 Baht/person  
Foreigners, Adult 200 Baht/person.  
Child 100 Baht/person.

**Parking Service** Parking fee is 30 Baht.



### 4. LAEM SAK TOURISM COMMUNITY, AO LUEK DISTRICT

A tourist attraction that has been certified by Thailand Tourism Standard from the Department of Tourism. There are 3 communities who have lived in perfect harmony which are a Thai buddhist community, Thai people of Chinese descent and Thai Muslim. Tourists can enjoy local life style, culture, sufficiency economy community, local fishery and the beautiful nature of Laem Sak.

**Contact** Laem Sak Tourism Community

**Contact Number** Tel. +66 64-562-8794

**More Information** Facebook Page

WWW.FACEBOOK.COM/  
LAEMSAKCBT





## WHERE TO EAT



2

### 2. CHICKEN BIRYANI, MA ONG



**Location** Uttarakit Circle. Near Amat Panichnukul School

**Recommended Dishes** Chicken Biryani, Beef Biryani, Beef Soup and Red Beef Rice.

**Contact Number** Tel. +66 64-157-5156

**Opening Hours** Open every day, 07.30-16.00 hrs.



### 4. RUEAN MORAKOT RESTUARANT



**Location** In front of the entrance to the Emerald Pool, Khlong Thom District.

**Recommended Dishes** Roasted Chicken Curry, Turmeric Fried Sand Fish, Snapper with spicy Herbs, Sea Bass and Snapper Sour Curry.

**Contact Number** Tel. +66 89-972-7194

**Opening Hours** 08.30 - 15.30 hrs.



1

### 1. WANG SAI SEAFOOD RESTAURANT



**Location** On the road, in front of Ao Nang beach

**Recommended Dishes** Fried grouper, fried shrimp with tamarind sauce, sea bass curry and boiled scallops.

**Contact Number** Tel. +66 81-891-7640  
Tel. +66 81-891-7740

**Opening Hours** Open every day, 10.30-21.30 hrs.

### 3. KO JOI KANOM JEEN

**Location** Near Chaengshui Chao Su Kong Shrine, Tessaban 5 Road

**Recommended Dishes** Khanom Jeen with 6 styles of curry, fried chicken, Omelette with rice, Crab Omelette, Chicken Green Curry.

**Contact Number** Tel. +66 81-894-1932  
Tel. +66 75-691-145

**Opening Hours** Open every day, 6:00 to 18:00 hrs.



3



## WHAT TO BUY

### JEE-OR SHOP

**Recommended Products** Various processed shrimp skewers, cashew nuts, Chomdao dessert, chili paste, curry paste and various One Tambon One Products (OTOP).

**Location** Krabi-Khao Thong Road, Muang District

**Contact Number** Tel. +66 75-622-924

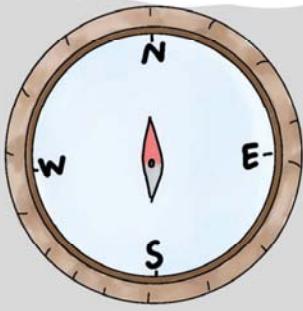
### SRI KRABI RESTAURANT

**Recommended Products** Chili Paste with Shrimp, Herb Chili Paste, Ching Chang Fish, Squid and Dried Shrimp.

**Location** Ban Sai Thai, Muang District

**Contact Number** Tel. +66 75-623-549





LE KHAOKOB CAVE



TRANG RAILWAY STATION



SAKAPHANGSURIN PARK



KHAO CHANG HAI CAVE



TRANG







Scan the map  
to travel to  
Trang

## Provincial Motto

"Trang people are gorgeous  
and build goodness"



## TRANG About Trang, Birthplace of Rubber

Trang is the province where the first rubber tree was planted in Thailand. Phraya Ratsadanupradit (Kho Simbi), the governor of Trang, brought and planted it by himself. When the tree thrive, they are distributed to the villagers to grow.



WHERE  
TO GO




### 1. LE KHAOKOB CAVE, HUAIYOT DISTRICT

The ultimate wonder of nature created- a cave with stalagmites and stalactites. Local people will paddle along the waterways to get inside the cave along a distance of 4 km. The tourists will have to lie down on the bottom of the boat when the boats are floating to the part where the cave's ceiling is shallow.

**Contact Number** Tel. +66 75 500-088, Tel. +66 75 500-088

**Opening Hours** Open every day, 08.30 – 17.00 hrs.

**Admission Fee** 300 baht/boat, which can seat 3-5 people for 30 minutes free parking is available



### 2. TRANG RAILWAY STATION, MUANG DISTRICT

The train station where the tourists can buy Malaysian goods and souvenirs. There are frog-headed tuk-tuks for the city tour; such as, the old Sino-Portuguese buildings, Christ Church, and Dugong round about. Traphang Surin Park, Mr. Chuan Leekpai's home\*. The city tour costs 250 baht per hour, depending on the distance, and the price can be negotiated.

**Contact Number** +66 75 218 012

**Opening Hours** Open every day

**Admission Fee** None and free parking is available

\*Note: Mr. Chuan Leekpai is a Thai politician and former Thai Prime Minister. Currently serving as President of the National Assembly and Speaker of the House of Representatives (2019 – present)



### 3. KHAO CHANG HAI CAVE, NA YONG DISTRICT

A tourist attraction standardized by the Department of Tourism. It is a beautiful cave with stalagmites and stalactites with additional lights that make it look more attractive. Inside the cave, about 500 meters deep, the corridors are well-lit, and one can walk easily.

**Contact Number** Tel. +66 805-844-059

**Opening Hours** open every day, 8.30 – 17.00 hrs.

**Admission Fee** Adult 20 baht/person; children are free of charge.





# THUNGKHAIBOTANICAL GARDEN

Located on Trang-Palish Road, Yah Ta Khao District. It is not far from Trang Airport and only 13 kilometers from the city of Trang.

It was established under Mr. Chuah Leekpai's initiative and was formerly known as the Southern International Botanical Garden with more than 2,600 rai area. The objective of Thungkhai Botanical Garden is to be a source of study of rare plants and local plants; such as, Wah Pah Din Muang Trang, Krachaimueang Trang, Nok Durian, Trang Governor's Palm, etc.

There are nature trail, swamp forest, and the first canopy walkway in Thailand/ The 175 meters canopy walkway length has 3 levels height from 10-18 meters, consisting of 5 bridges and 6 towers.

## OPENING HOURS

open every day, 08.30 - 16.30 hrs.

## ADMISSION FEES

None and free parking is available.



I'm a  
"Lesser Dog-faced Fruit Bat."  
I live in the garden, not the cave.  
I sleep in the palm tree leaf.  
If you come to  
Thungkhai Botanical Garden  
and see unusual palm tree leaves,  
you will see me and  
my friends!


Wah Pah Din Yeh Muang Trang



Nepenthes



Trang Governor's Palm



Evergreen large tree

FREE!



## MORE TOURIST ATTRACTIONS

Traveling to Trang Sea, Sikao District  
Koh Ma, Koh Chuak, Koh Muk (Emerald Cave), Muang District  
Tam Kong Yee Shrine, Muang District  
Sakaphang Surin Park, Muang District





## WHERE TO EAT

### 1. ISLAM SEAFOOD RESTAURANT



**Location** Trang Railway Station.  
**Recommended Dishes** Goat curry, Beef rib soup, Spicy stir fried stink bean with shrimp and Fried fish with chilli.  
**Contact Number** Tel. +66 83-649-7459  
**Opening Hours** Open every day, 07.00 — 19.00 hrs.

### 2. SRI FAH RESTAURANT



**Location** Opposite City Hall  
**Recommended Dishes** Stewed pork belly (Cao Yok), Mee Nam Liao and Dried fish organs sour soup.  
**Contact Number** Tel. +66 75-210-139  
**Opening Hours** Open every day, 10.00 — 20.00 hrs.

### 3. CHIEW DAM, HOKKIEN NOODLES




**Location** HuaiYot Road, Soi near Eco Inn Hotel  
**Recommended Dishes** Hokkien noodles, Stir-fried noodles, Crispy pork curry paste and mackerel chili paste fried rice.  
**Contact Number** Tel. +66 75-212-310, Tel. +66 63-248-6299  
**Opening Hours** Open every day, 11.30 — 20.00 hrs.

### 4. PONG OCHA1

**Location** HuaiYot Road, Sam YaekMee, near Thumrin Thana Hotel  
**Recommended Dishes** Roasted pork dim sum, Braised ribs with Chinese herbs, Pork/fish congee fish  
**Contact Number** Tel. +66 86-268-1986  
**Opening Hours** Open every day, 05.00-11.30 hrs.

### 5. TRANG'S ROTI

**Location** Kantang Road, 300 meters before reaching My Friend Trang Hotel  
**Recommended Dishes** Crispy Roti, Bomb Roti, Volcano Roti, and Chicken Mataba.  
**Contact Number** Tel. +66 80-532-8559  
**Opening Hours** Open every day, 14.00 — 22.00 hrs.



## WHAT TO BUY

### TRANG CAKE

The original is "Kuk Ming Restaurant" where Mr. Khuk Ming Sae Heng making decadent flavor egg cakes. The cake is soft but firm, not dry and hard and not too sweet. It can be eaten with tea or coffee.

**Buy at** A general cake shop in Lamphura Subdistrict. and Muang District.  
 Cake Khuk Ming Shop Tel. +66 7528-4080

### NA MUEN SRI WOVEN CLOTHS

It is a local cloth of Ban Na Muen Si Community, which uses a traditional loom weaving method with various colorful patterns. It can also be woven the alphabets on the cloths.. You can also buy bags, table cloths and handkerchiefs.


**Buy at** Na Muen Si Woven Fabric Community Enterprise, call +66 911-621-928.

### TRANG ROASTED PORK

Trang Rosted Pork is famous and recommended food with its sweet and salty taste. The whole pork is roasted until the skin is crispy yet the meat is still soft and moist. It is eaten with steamed rice or coffee in the morning. It can be bought in Trang

**Buy at** The roasted pork restaurant in Trang, KoPhao, Tel. +66 86-277-83270  
 The morning/evening markets in Trang.





SATUN NATIONAL MUSEUM  
KUDEN MANSION



SATUN CENTRAL MOSQUE  
(MAMBANG MOSQUE)



SATUN

THAMLE STEGODON



TARUTAO NATIONAL PARK







Scan the map  
to travel to  
Satun

## Provincial Motto



"Peaceful, clean,  
natural, pure Satun"

# SATUN

About Satun, city of Phra  
Samut Thewa, the Guardian  
of the ocean

Formerly the city was named "Stoyama Bangkara" which means Satun, the city of Phra Samut Thewa. The word "Satun" came from the Malay word "Stoey" which means santol, a fruit grown in this province. Satun is 1 of 4 provinces in the South Thailand with the most Muslim population. Satun has beautiful marine such as Tarutao islands, the first marine national park in Thailand where tourists should go to visit once in their life.



### MORE TOURIST ATTRACTIONS

Koh Tarutao  
Khai Island  
Koh Hin Ngam  
Satun Street Art



## WHERE TO GO



1

### 1. SATUN NATIONAL MUSEUM KUDEN MANSION, MUANG DISTRICT

It is the oldest building in Satun Province. It was built by Phraya Phuminatphakdi, Mayor of Satun, to be the residence of King Rama IV, but the King did not come. Later, it was used as a residence for the governor and the town hall. During World War II, Japan used as the Japanese military headquarter. This museum was a western-style building that looked very modern in those days.

**Contact Number** Tel. +66 74-723-140

**Opening Hours** Open every day, 09.00 -16.00 hrs. (Closed on Monday, Tuesday and public holidays)

**Admission Fee** Thai, Adult 10 Baht/person. Foreigners, Adult 50 Baht/person. Free for children. Free Parking is available.



### 2. SATUN CENTRAL MOSQUE (MAMBANG MOSQUE), MUANG DISTRICT

Located in the center of Satun. This mosque was built in the reign of Phraya Samantha Burin (Tonku Muhammad Agem), the first governor of Satun by draftman from Malacca. "Mam Bang" was named after the city of Satun in that period. Today it is still used as place of religious ceremonies.

**Contact Number** Tel. +66 74-711-055

**Opening Hours** Open every day (can visit inside but have to take off shoes and do not make noise)

**Admission Fee** None and free parking is available.



2



3



### 3. THAM LE STEGODON, THUNGWA DISTRICT

A tourist attraction certified by Thailand Tourism Standard from the Department of Tourism. There is a museum that exhibits the story of the discovery of ancient animal fossils. Tourist need to contact the organization one day in advance. The trip first starts with a museum tour. Then take a rowboat into the cave to see ancient animals fossils. And leaving the cave, change to a long-tail boat to see the mangrove nature. The trip would take about 4 hours.

**Contact** Ms. Sumalee Ubonmanee Tel. +66 62-298-8928

**Admission Fee** Adult 500 Baht/person, Child 300 Baht/person aged 8-11 years old, children under 8 years old are not allowed to visit along the way. (must wait in front of the cave) Visiting outside (museum and in front of the cave) is free.

**Opening Hours** 08.30 — 16.30 hrs.



4



### 4. THE TIME MACHINE BRIDGE, LA-NGU DISTRICT

It is located in the Petra Islands National Park and has been declared as a world geopark. There is a cement bridge along the cliff about 1 km, which is a natural phenomenon of the collision of two rocks: Cambrian red sandstone (542-488 million years old) and Ordovician gray limestone (488-444 million years) caused by fault contact of two ages rock. It is like having a time travel of 2 era. There are beautiful viewpoints and tourists can visit Laem Hin Chang. Moreover, tourists can walk to the top of the hill at Khao To Ngai.

**Contact Number** Tel. +66 74-740-272

(National Park Petra Islands)

**Admission Fee** Thai people, Adult 20 Baht/person. Child 10 Baht/person.

Foreigner, Adult 200 Baht/person.

Child 100 Baht/person.

**Opening Hours** 08.30-18.00 hrs.





## WHERE TO EAT



### 2. MACHA DIM SUM



#### Location

Next to KFC, in front of the Central Mosque, La-ngu District, 7 km from Pak Bara Pier.

#### Recommended Dishes

Halal Dim Sum, Roasted Chicken Rice, Shrimp Paste Fried Rice, Khao Yam and Red Beef Rice.

#### Contact Number

Tel. +66 81-678-3009

#### Opening Hours

Open every day,  
06.00-11.30 hrs.



### 1. PEPPER RESTUARANT



#### Location

In the city, 50 meters before the Muang Satun Provincial Police Station.

#### Recommended Dishes

Pad Thai with fresh shrimp, red curry with fish, shrimp with tamarind sauce and dry soup.

#### Contact Number

Tel. +66 74-723-777  
Tel. +66 90-224-9926

#### Opening Hours

Open every day,  
10.30 - 21.00 hrs.



### 3. FRESH NOODLES AT LUNG LEE GARDEN

#### Location

In the city, Opposite Eua Athon Village, Khlong Khut Subdistrict.

#### Recommended Dishes

Fresh Khanom Jeen Noodles, Southern Thai Herbs, Spicy Khanom Jeen Salad, Fried Chicken with Herbs and Desserts.

#### Contact Number

Tel. +66 88-782-8089 and  
Tel. +66 81-598-4605

#### Opening Hours

Open every day, 09.00 -16.00 hrs.  
Closed on Monday.



## WHAT TO BUY

### ANDAMAN PEARLS

It is a pure pearl that comes from mother-of-pearl which is fed by fishermen in Pak Bara village, Thung Bu Lang village, Ma Nhang village and the village of Rawai. When the mother-of-pearl fully grown, it will be passed through various processes to become a real Andaman pearl necklace.

**Buy at** Andaman Pearls, , Pak Bara Subdistrict. Tel. +66 86-694-4446  
(Contact to Ms. Mayuree)  
Mook Satun Shop, Mueang District, Tel. +66 89-754-0099

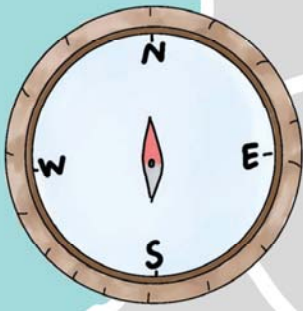
### PANYA BATIK

It is a tie-dyed cloth that uses colors from decaying limestone soil in the community. A color from coconut husks which gives natural colors, looks comfortable, not flashy and beautiful as a synthetic colors. Panya batik have natural colors, natural processes, hand made and add charm on the fabric with fossil prints especially the shell fossil pattern or ammonite which is a valuable product of Satun Province

**Buy at** The colorful Batik shop, Tel. +66 86-963-7941.  
Satun Batik Shop Tel. +66 83-192-3055  
Panya Batik Community Enterprise Group Tel. +66 97-110-1314





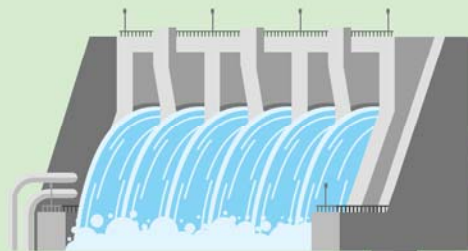


WAT PHRA BOROMMATHAT CHAIYA

# SURAT THANI



BAN PHUM RIANG  
HANDICRAFT VILLAGE



RATCHAPRAPHA DAM





Scan the map  
to travel to  
Surat Thani

## Provincial Motto



"A city of hundred  
islands, delicious  
rambutan, big clams,  
egg yolks, sources  
of dharma"

# SURAT THANI

## About Surat Thani, a Town of Good People

Surat Thani is the 6th largest area in Thailand and largest in the south. There are many islands. The big islands are Koh Samui, Koh Phangan, Ang Thong Islands, etc. It used to be the center of the Srivijaya kingdom. The province's name, "Surat," means good people. "Thani" means a city. Therefore, Surat Thani means a town of good people. According to the province's motto, there are natural attractions, islands, religious places, and people's way of life, agricultural resources, a source of food and many souvenirs.



### MORE TOURIST ATTRACTIONS

Sky Chedi, Khao Na Nai Luang Dharma Park,  
Phanom District  
Watershed Forest, Ban Nam Rad, Khiri Rat  
Nikhom District  
Heart Mountain Suspension Bridge, Ban Ta  
Khun District





## WHERE TO GO



### 1. WAT PHRA BOROMMATHAT CHAIYA, CHAIYA DISTRICT

It is a place containing the Buddha's relics which is considered as a sacred place of Surat Thani and it is one of the four important relics in the southern region. It is a former prosperity in the Srivijaya kingdom era.

**Contact Number** Tel. +66 77-431-090

Tel. +66 77-431-402

**Opening Hours** Open every day,  
08.00 — 17.00 hrs.

**Admission Fee** None and free parking is available



### 2. RATCHAPRAPHA DAM, BAN TA KHUN DISTRICT

Or "Chiaow Lan Dam," a tourist attraction certified by the Thailand Tourism Standard from the Department of Tourism. It is the second multipurpose dam in the south. This stone dam with a clay core blocking the Khlong Saeng canal is used to store water for agriculture and other benefits. The name "Ratchaprapha" ,given by the King Rama 9, means the light of the kingdom. Long-tail boats can be rented for a day trip to the lake. And the highlight is Khao Sam Kler, a limestone mountain lined up with beautiful scenery so people also called "Guilin of Thailand".

**Contact Number** Tel. +66 77-242-560


#### Admission Fee

#### Khao Sok National Park Entry Fee

Thai people, Adult 40 Baht/person, Child 20 Baht/person (3-14 years old) Foreigners, Adult 300 Baht/person, 150 Baht/child (3-14 years old)

#### Municipal Boat Service Fee

Thai people, Adult 10 Baht/person, Child 5 Baht/person



(3-14 years old) Foreigners, Adult 20 Baht/person, Child 10 Baht/person (3-14 years old)

#### Coral Cave Entry Fee

Thai people, Adult 20 Baht/person, Child 10 Baht/person  
Foreigners, Adult 200 Baht/person, Child 100 Baht/person (3-14 years old)

**Parking Service** The parking fee is 40 Baht.

#### Service Provider

**Long-tail boat** Kru Dam, Tel. +66 90-168-3669 and

Tel. +66 81-397-2294

Ms. Rungroj Tel. +6687-882-5011 and

Tel. +66 87-269-1466



### 3. BAN PHUM RIANG HANDICRAFT VILLAGE

Muslim communities who migrated from Kelantan, Terengganu since the reign of King Rama I initially used Malaysian weaving. Later in the era of, Field Marshal Phibunsongkhram\*, the government sent a teacher to teach loom weaving. Weaving then become the main occupation of the community. Pumriang silk is considered as good quality silk with beautiful patterns.

**Contact Number** Tel. +66 77-431-359

Tel. +66 81-538-4533

**Opening Hours** Open every day, 08.00 - 17.00 hrs.

**Admission Fee** None and free parking is available

\*Note: Field Marshal Plaek Phibunsongkhram, Former Thai politician Prime Minister during 1938 - 1944 and 1948 - 1957, a total of 14 years, is the longest-serving Prime Minister of Thailand.





## WHERE TO EAT

### 1. CHEF PONG'S KITCHEN, PHUM RIANG DISTRICT, CHAIYA



**Location** In Phum Rieng Weaving Village, behind the fresh market.  
**Recommended Dishes** Matcha mixed with dust, Southern Thai Som Curry, Old Town Salad, and Chef Pong's Kitchen Salad.  
**Contact Number** Tel. +66 88-752-5877  
**Opening Hours** Open every day, 10.30 – 21.00 hrs.



### 2. PLUB PLA SEAFOOD, PHUM RIANG DISTRICT, CHAIYA DISTRICT.



**Location** Near Laem Pho  
**Recommended Dishes** Baked white scallops with basil, Southern Thai Sour Soup, Plub Phla Salad, and Fresh Oysters.  
**Contact Number** Tel. +66 77-454-799  
 Tel. +66 81-956-8909  
**Opening Hours** Open every day, 9.00 – 20.00 hrs.



### 3. TECHNO PORK LEG NOODLE RESTUARANT (TRADITIONAL CHINESE MEDICINE STEW), MUANG DISTRICT

**Location** Soi Techno Bang Kung in the city center  
**Recommended Dishes** Stewed pork leg noodles with traditional Chinese medicine and chicken noodles stewed in traditional Chinese medicine.  
**Contact Number** Tel. +66 62-902-3838  
 Tel. +66 81-477-9800  
**Opening Hours** Open every day, 9.00. – 15:00 hrs.



### MENG FISH

Meng fish is a natural freshwater fish. It is small and shaped like a catfish. The texture is rigid and firm. The taste is sweet and delicious. Fresh Meng fish commonly used in many menus such as sour soup, curry with leaves, and coconut milk curry. Moreover, farmers in the area usually processe Meng fish into smoked fish and sell to restaurants within province and other provinces.

**Buy at** Markets in Surat Thani.



## WHAT TO BUY

### BAN NA SAN SCHOOL RAMBUTAN

In 1937, Mr. K. Wong, a Penang native, came to work in the mines in Ban Na San. He brought a rambutan from Penang to eat then throw the rambutan seeds into the soil around the house. It appears that with good soil, good water, and good weather, 3 rambutan trees have grown up. Later, this house was sold to the government and the land was brought to build a Na San School. When the rambutan fruit is eaten, it is delicious. Thus, the cultivars have been planted widely.

**Sales Period** June – August

**Buy at** NASAN Farm, Tel. +66 84-896-6525.  
 Ban Na San Agricultural Cooperative Tel. +66 77-341-049  
 Fruit Market in Surat Thani.



### CHAIYA SALTED EGG

It is a famous OTOP (One Tambon (meaning sub-district) One Product) of Chaiya city because they raise a lot of ducks. Chaiya salted eggs are very red, mellow in flavor, not too salty, have no fishy smell, delicious, and commonly sold in boxes where the boxes indicate when you can eat ,when is the proper time to boil, Or when it can be fried.

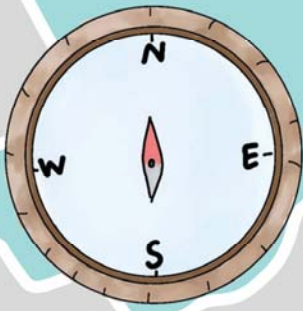
**Buy at** Souvenir shops and restaurants in Chaiya district.

### PUMRIANG SILK

It is a handicraft made by Thai Muslims at Ban Phum Rieng, Chaiya district. The craftsmanship of weaving with a loom has created a beautiful and unique pattern with 5 patterns: Ratchawat pattern, Dok Pikun pattern, Dok Dom pattern, Noppakao pattern, and Yok hook pattern.

**Buy at** Phum Rieng Market Village, Phum Rieng Subdistrict, Chaiya District.  
 Worama Mai Thai Tel. +66 77-431-359





KRUNG CHING  
WATERFALL

# NAKHON SI THAMMARAT



WAT PHRA MAHATHAT  
WORARATWIHAN



SUCHART NANG TALUNG HOUSE



KHUN RATTAWUT WICHIAN HOUSE





Scan the map  
to travel to  
Nakhon Si  
Thammarat

## Provincial Motto



"We Nakhon Si Thammarat  
live in the city of Buddha,  
believe in moral truth,  
good deeds, have perseverance,  
Not encroaching to harm  
anyone"

# NAKHON SI THAMMARAT

About Nakhon Si Thammarat,  
Good weather city

Nakhon Si Thammarat is an old town. It was a prosperous port that foreign countries came to trade by ship for many centuries. It was historical significance since the early Ayutthaya period. It is the center of Buddhism, with the prominent relics of Nakhon Si Thammarat. The name "Nakhon Si Thammarat" was assumed that it came from the name of the King, "Phra Chao Sri Thammasokarat", which means the majestic city of the righteous king or the city of the Buddha Dharma of the great king.



### MORE TOURIST ATTRACTIONS

Khanom Grand Canyon, Khanom District  
Khun Rattawut Wichian House, Muang District  
Tasan Garden, Khanom District





## WHERE TO GO



### WAT PHRA MAHATHAT WORARATWIHAN, MUANG DISTRICT

Sacred place in this province. There is a large white relic pagoda which its top is covered with real gold. At the top contained gems. Inside the pagoda enshrines a dental relic (Buddha's Left tooth). The marvelous of this pagoda is that no matter what time it is exposed to the sun, the shadow of the pagoda will not appear on the ground. Therefore, it was named "The Shadowless Relic Pagoda"

**Contact Number** Tel. +6675-343-411

**Opening Hours** Open every day, 08.00 — 17.00 hrs.

**Admission Free** No entry fee. No park fee.



### SUCHART NANG TALUNG HOUSE, SUBDISTRICT, MUEANG DISTRICT

Uncle Suchart Sapsin, a shadow puppet artist who is really famous shadow puppet maker, came from Tha Sala district. His puppet show was very popular with southerners. He opened the house to be a folk museum displaying objects and equipments related to shadow play. And there is a souvenir shop as well.

**Contact Number** Tel. +66 81-894-1056 Ajarn Watee Sapsin\*

**Opening Hours** Open every day, 09.00 — 17.00 hrs.

**Admission Fee** No admission fee for the shadow puppet show. If worshipping a teacher, 100 Baht per person.

\*Note: Ajarn Watee Sinsap, the heir of Nang Talung teacher Suchart Sapsin, National Artist Performing Arts in 2006



### KRUNG CHING WATERFALL, NOPPHITAM DISTRICT.



It is a tourist attraction certified by the Department of Tourism. Krung Ching Waterfall has 7 levels and is a lively natural study route. Tourists have to walk about 3.5 km from the car park and it takes about 1 hour and 30 minutes.

**Contact Number** Tel. +66 75-460-463

**Opening Hours** Open every day from 08.00- 16.00 hrs.

**Admission Fee** Thai people, Adult 40 Baht/person. Child 20 Baht/person. Foreigners, Adult 200 Baht/person. Child 100 Baht/person



### KIRIWONG VILLAGE, LAN SAKA DISTRICT

It is an old community with a farmer lifestyle in the middle of the nature surrounded by mountains, and streams. It has the best weather in Thailand. Villagers take care and manage the community with a nature conservation model. The village has received the best tourism industry (Thailand Tourism Award) for the year, 1998. Tourists can walk around the village and sip coffee in a shop decorated along to the nature. There is Homestay accommodation. Moreover, tourists can visit the orchards with recommended signs and buy the famous OTOP (One Tambon (meaning sub-district) One Product) of Khiriwong Village, which are natural tie-dye fabrics and processed fruit and juice products.

**Contact Number** Tel. +66 84-433-843

**Opening Hours** Open every day, 06.00 — 20.00 hrs.

**Admission Fee** No entry fee, Park fee is 30 Baht per car.



## WHERE TO EAT

### 1. BANG BAO @ BUAN NAKHON

**Location** In the city center, near the commercial bank, Tha Wang branch.

**Recommended Dishes** Roti, Goat Biryani, Goat Curry and Beef Soup.

**Contact Number** Tel. +66 95-436-8443

**Opening Hours** Open every day, 08.00 – 20.00 hrs.  
Closed every Wednesday.



### 2. KRUA NAI NANG

**Location** Phatthanakan Khu Kwang Road, three door junctions.

**Recommended Dishes** Kaeng Som Pla Khod Khao Khan, Chu Chee Catfish, Giant Water Bug Chilli Paste, Grilled Sato, Local Chicken Boiled with Giant Water Bug

**Contact Number** Tel. +66 81-728-5088  
Tel. +66 75-346-006

**Opening Hours** Open every day, 10.00 – 22.00 hrs.

### 3. KHANOM JEEN MUANG KHON RESTAURANT

**Location** Panyom Road, near Wat Mahathat.

**Recommended Dishes** Khanom Jeen, Rice with Curry, Khao Yam.

**Contact Number** Tel. +66 75-342-615

**Opening Hours** Open every day, 08.00 – 15.00 hrs.  
Closed every 16<sup>th</sup> of month that is not on Saturday and Sunday



## WHAT'S A GOOD SOUVENIR?



### MANGOSTEEN

Nakhon Si Thammarat is suitable for planting selected mangosteen because of the high humidity and rain throughout the year. During July – August, it is a mangosteen's harvest season. In Nakhon Si Thammarat, it is strange that raw mangosteens are selected to remove the skins trying to keep the fruit and seeds in a good condition, not separated. After washing with clean water and soak in salted water it will be skewered by a wooden skewer.

**Buy at** Khanom Jeen Muang Khon, Tel. +66 75-342-615  
Fruit shop near Nakhon Si Thammarat train station.  
Market and Walking Street in Mueang District.

### SILVERWARE

It is a famous handicraft of Khon town. There are 2 types: black Niello, which has a black background pattern with a white pattern and gold Niello, with a black background and a gold pattern.

**Buy at** Nakhon Tempering Machine Center, Muang District, Tel. +66 75-341-654.  
Thom Nakhon, made to order, Mueang District, Tel. +66 89-195-1991

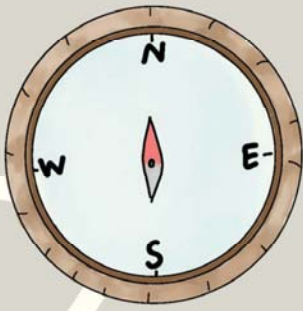


### LIPAO WICKER

It is another handicraft that is famous in Khon town, Lipao District. It is a vine plant that grows in damp places. It is tough and durable. Therefore, they are used instead of rattan to weave, such as handbags, medicine boxes, and tea sculptures.

**Buy at** The basketry Lipao, Ban Na Khian, Tel. +66 63-780-1046.





TAMOT COMMUNITY



# PHATTHALUNG



KANOMWAAN PAKEE



SAMPAOTTHAI



NAPOKAE





Scan the map  
to travel to  
Phatthalung

# PHATTHALUNG

## Provincial Motto

"The city of Nora dance,  
Land of Paddy Field,  
Source of waterfowl,  
Beautiful Lake,  
Khao Ok Thalu and  
Hot Spring"

## About Phatthalung, The origin of shadow play and Nora dance

It is an old small hilly province located in the South, which is the route of tourists traveling from Nakhon Si Thammarat to Hat Yai and Pattani. Phatthalung is the city of origin of shadow play and Nora dance which is an invaluable performing art of the southern region.



### MORE TOURIST ATTRACTIONS

Thale Noi Bird Park, Khuan Khanun District  
Chaloem Phrakiat 80th Anniversary Bridge  
(Ekachai Bridge)  
Wang Chao Muang Phatthalung, Muang District





## WHERE TO GO



### TAMOT COMMUNITY, TAMOT DISTRICT

A tourist attraction certified by Thailand Tourism Standard from the Department of Tourism. There is an agricultural community that offers many activities, such as Tie- Dye Design , beekeeping and kayaking in the canals, etc.

**Contact Number** Tel. +66 87-298-8588

(Mr. Thaninthon Khunchan)

**Opening Hours** Open everyday. Please contact 3 days in advance (for staff activities preparation).

**Admission Fee** Depend on the activities package



### SAMPAOTHA, MUANG DISTRICT

Green rice fields at Ban Tha Samphao Tai covers an area of approximately 10 rai, with a wooden bridge stretches along the way. There are an orchard and a flower garden to visit and take photos, especially with a big model of a giant King Kong straw puppet dragging a large junk boat. Tourists can go up for a walk and choose a beautiful corner to sit and sip a chill coffee.

**Contact Number** Tel. +66 81-904-5260

Tel. +66 89-599-9479

**Opening Hours** Open everyday, 08.00 — 18.00 hrs.

**Admission Fee** Adult 20 Baht/person  
Child 10 Baht/person



### NAPOKAE, KHUAN KHANUN DISTRICT

"Napokae" is a local language where "Na" means rice field and "Pokae" means grandfather. So Napokae means "grandfather's rice field," There is a field demonstration for plowing, harvesting, and raising buffaloes. Also, there is a wooden bridge along the arch where you can sit and watch the view, sip coffee, and eat.

**Contact Number** Tel. +66 62-591-6632

**Opening Hours** Open everyday,  
08.30 — 17.30 hrs.

**Admission Fee** 20 Baht (Exchange coins can be used to buy drinks).  
Free parking is available



## WHERE TO EAT

### 1. ISLAMIC FOOD COOKED TO ORDER



**Location** In the city center near Darul Islam Mosque  
**Recommended Dishes** Ribs Soup, Tom Yum Goong, Red Beef Rice and Suki  
**Contact Number** Tel. +66 89-596-7455  
 Tel. +66 95-569-6747  
**Opening Hours** Open 08.00 — 18.00 hrs.  
 Closed on Mondays.



### 2. BAEBTHAI RESTAURANT



**Location** In the city center, near Makro  
**Recommended Dishes** Sour curry with catfish, Stir-fried Sai Bua with Shrimp Paste, Luk Bree Fish Salad, and Curry Leaves Pa Mo  
**Contact Number** Tel. +66 89-876-2235  
 Tel. +66 74-610-986  
**Opening Hours** Open everyday, 08.00 — 21.00 hrs.



### 3. KIENG TALAY TERRACE RESTAURANT, MUANG DISTRICT



**Location** On the edge of Lampam Lake near Wang Chao Muang Phatthalung  
**Recommended Dishes** Kung Sam Nam (Triple Water Prawn), Flow Lotus Papaya Salad, Sour curry with catfish and Yod Wai Curry with lump crab  
**Contact Number** Tel. +66 88-752-9532  
**Opening Hours** Open everyday, 10.00 — 20.00 hrs.



### 4. VIEWYO KUAN KHANUN



**Location** Near Phatthalung Botanical Garden  
**Recommended Dishes** Kung Sam Nam (Triple Water Prawn), Flow Lotus Papaya Salad, Sri Pak Pra Salad, and Yod Wai Curry  
**Contact Number** Tel. +66 62-232-5201  
 Tel. +66 94-598-2944  
**Opening Hours** Open everyday, 10.00 — 22.00 hrs.



## WHAT TO BUY

### BAN KHANOM LUNG, THA KHAE

A famous dessert shop in Phatthalung that offers many delicious desserts such as Foi Thong Cake, Foi Thong Puffs, Pineapple Pie Cake, Stuffed Cakes, Brownies, and Snow Lotus Moon Cake, Sangyod Rice Biscuits, Crinkle Snack and Curry Puff

**Contact number** Tel. +66 74-843-988

### SANGYOD RICE

It is a brown rice with red-brown color by cracking the shell out, only the germ and the rice husks remain. So it is more useful than polished rice. Brown rice has very high in B vitamins, B-complex vitamins, phosphorus, calcium, iron, protein, and fiber than white rice. It also includes two B vitamins, copper and niacin.

**Buy at** General stores and a souvenir shop in Phatthalung Province.

### THE SHADOW PUPPET

It was first born at Ban Khuan Maphrao, Muang District, Phatthalung Province, by Ta Nui and Ta Hakthong, who came up with the idea of bringing cow hides to be carved in pictures chit-chatting by using the pillar which is used to tie the elephant to make a movie theater pillar, which in the local language is called "Talung,"

**Buy at** Ban Khuan Mapraw, Muang District

### 5. KANOMWAAN PAKEE, KHUAN KHANUN DISTRICT

**Location** Near Thale Noi Waterfowl Park.

**Recommended dishes** Young Coconut Sago and other various Thai desserts

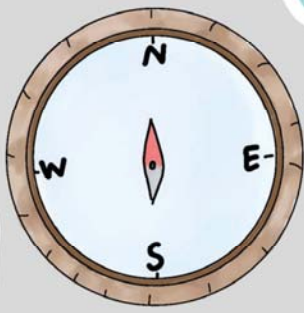
**Contact number** Tel. +66 86-971-9774  
 Tel. +66 74-672-352

**Opening hours** Open everyday  
 10.00 — 17.00 hrs.

**Parking Service** Street parking is available.







# SONGKHLA

KOH YO

LAEM SAMILA

CENTRAL MOSQUE OF SONGKHLA,  
HAT YAI DISTRICT



REGIONAL OBSERVATORY  
FOR THE PUBLIC,  
MUEANG SONGKHLA DISTRICT





Scan the map  
to travel to  
Songkhla

## Provincial Motto

"Lovely water Birds,  
Peaceful Samila, The city  
with Two Seas,  
charming Tin Bridge,  
and The Land of Business  
in the Southern Region"



## SONGKHLA

### About Songkhla, the city with Two Seas

The name "Songkhla" is probably distorted from the word "Singla," which means "Mueang Singha". Persian merchants called it like this because they saw Rat Island and Cat Island in front of the town and thought they looked like a lion crouching like a guard in front of a cave.. For Another assumption, the word "Songkhla" might be from the word "Singkhon" which means "mountain" because the city is located at the foot of the hill.



### WHERE TO GO



#### 1. LAEM SAMILA, MUANG DISTRICT

The famous beach of Songkhla with a white sandy beach called "Sai Kaew Beach". You can see the statue of a golden mermaid sitting and combing her hair which is the symbol of Songkhla. Looking out to the sea, you will see two small islands: Rat island and Cat island. There is also the story about these islands and the statue of a rat and a cat which are the symbol of Songkhla.

**Opening Hours** Open every day, 00.00 — 24.00 hrs.

**Admission Fee** None and free parking is available.



#### 2. KOH YO, MUANG DISTRICT

A small island in the middle of Songkhla Lake. There is a Tinsulanonda Bridge connecting Songkhla downtown and Singhanakhon District. Champada is a famous fruit, it can be eaten like jackfruits and can be fried like fried banana. Another goods in Koh Yo is "Koh Yo Woven Fabric" which has good quality and uniquely beautiful weave pattern. You can buy them from any souvenir shops.

**Opening Hours** Open every day

**Admission Free** None and free parking is available.



#### 3. CENTRAL MOSQUE OF SONGKHLA, HAT YAI DISTRICT

A mosque with beautiful architecture and a 200 meters pond. Watching the mosque reflected on the water makes it look more beautiful and it is also named "Taj Mahal of Thailand".

**Contact Number** Tel. +66 74-305-300

Tel. +66 81-963-0194.

**Opening Hours** Open every, 08.00-20.00 hrs.

**Admission Fee** None and free parking is available.





# REGIONAL OBSERVATORY FOR THE PUBLIC, MUEANG SONGKHLA DISTRICT

A tourist attraction that is standardized by the Department of Tourism. It is the first full-scale astronomy learning center in the Southern and the third observatory of Thailand.

## WHAT TO SEE THE EXHIBITION ZONE

The exhibition zone is showcasing various topics such as light and astronomy, telescopes and astronomical discovery, astronomical fundamental knowledge, presented through interactive multimedia, creating excitement, inspiration and scientific awareness to visitors with 15 learning stations; such as, Seasons and Earth orbit around the Sun, The occurrence of the waning and waxing moon, Moon phases, etc.

## SHELL SHAPE FIBERGLASS DOME

The 18-foot shell-shape fiberglass dome opens up to 360 degrees, enabling all-sky observation. Inside is equipped with 0.7 refracting telescope, controlled by computer via internet. The telescope itself comes with high definition CCD camera, LRGB color filter and narrow band filter, planet camera, spectrograph for data collection in research and celestial object photography during astronomical phenomena.

## THE SLIDING-ROOF BUILDING

The sliding-roof building, equipped with 6 telescopes inside to accommodate astronomical services in both theory and hands-on. With the provided space, allowing the perfect night observations. The LIDAR air monitors have also been installed around the sliding-roof building for atmospheric science research, along with the all-sky camera, which is the vital equipment to detect weather conditions for the use of all astronomical instruments.

## PLANETARIUM

Full dome digital system, resolution 25 million pixels, capacity 52 seats  
open Tuesday – Sunday (closed on Monday and public holidays)

Planetarium watch astronomy movies while learning about the solar system and constellations.

Tuesday – Friday 11.00 – 12.00 hrs. and 15.00 – 16.00 hrs.

Saturday 10.00 – 11.00 hrs. / 14.00 – 15.00 hrs. / 17.00 – 18.00 hrs.

Sunday 10.00 – 11.00 hrs. / 14.00 – 15.00 hrs.

Admission fee Adult 50 baht / person Student 30 baht per student / person

## STARGAZING AND CELESTIAL OBJECTS THROUGH TELESCOPES

every Saturday 18.00 – 22.00 hrs.




FREE!



### MORE TOURIST ATTRACTIONS

Songkhla National Museum, Muang District  
Hub Ho Hin, Red Plant, Songkhla, Muang District  
Kim Yong Market, Hat Yai District  
Tinsulanonda Bridge, Muang District







## WHERE TO EAT

### 1. CHEKKAR RESTAURANT



**Location** Kanchanawanich Road, Hat Yai District  
**Recommended Dishes** Chekkar Spanish mackerel, Roasted beef, Stir fired kale with sun dried salted fish and Beef rib soup.  
**Contact Number** Tel. +66 74-365-264, +66 81 959-2704  
**Opening Hours** Open every day, 09.00-21.00 hrs.

### 2. AMA DIM SUM RESTAURANT



**Location** Thammanoonwithi Road, Hat Yai, near Lotus  
**Recommended Dishes** Bak Kut Teh, Ama braised pork (ancient recipe), Roasted Pork Bun (Betong recipe), and Dim Sum.  
**Contact Number** Tel. +66 91 462-8959  
**Opening Hours** Open every day, 06.00-12.00 hrs.

### 3. JAE LEK RESTAURANT, HAT YAI



**Location** Niphat Uthit 2 Road, opposite Kosit Hotel.  
**Recommended Dishes** Yellow curry with mullet and coconut shoots, Stir fried stink bean with shrimp and shrimp paste and Thai fish organs sour soup.  
**Contact Number** Tel. +66 82 656-9478, +66 74 244-466  
**Opening Hours** Open every day, 10.00-22.00 hrs.

### 4. NIYOMROS RESTAURANT, DANNOK, SADAO DISTRICT



**Location** Soi Thai-Changlon 22  
**Recommended Dishes** Spicy pork palate salad, Grey pomfret Spicy and sour soup, Crispy pork and Spicy stir fried pork tail with basil leaves.  
**Contact Number** Tel. +66 61-642-6661, +66 87 594-6565  
**Opening Hours** Open every day, 11.00-21.30 hrs.

### 5. DANNOK DUCK NOODLE, DANNOK, SADAO DISTRICT

**Location** Soi Thai-Changlon 4  
**Recommended Dishes** Stewed duck noodles and porridge  
**Contact Number** Tel. +66 61-253-5125  
**Opening Hours** Every day, 07.00-12.00 hrs.

### 6. E.P'S cafe Patisserie

**Branch Location 1** Nang Ngam Road, Songkhla Old Town  
**Branch Location 2** near TAT Songkhla Office, Samila Beach  
**Recommended Food** Indo Prun Layer Cake, Bakery Homemade  
**Contact Number** Branch 1 Tel. +66 07-432-3600  
 Branch 2 Tel. +66 08-7682-8744  
**Opening Hours** Branches 1 open every day, 9.00 - 19.30 hrs. Branch 2 is open daily from 8.00 - 18.00 hrs.



## WHAT TO BUY

### KOH YO HAND-WOVEN FABRIC OF AGRICULTURAL HOUSEWIVES GROUP

The unique hand-woven fabric with beautiful patterns and bright colors, sewn into clothes, pillowcases, tissue boxes, and bags of various sizes.

**Contact number** Tel. +66 74 450-252, Tel. +66 81-096-2087

### KOH YO SOUVENIR MARKET

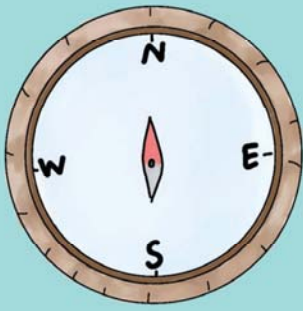
It is a source of sweet and savory souvenirs; such as, dried seafood, dried shrimp, shrimp paste, sun-dried fish, cashew nuts, and various desserts. There are also loincloths and batik cloths.

### BAN KHANOM KO KHAI HAT YAI

A famous dessert shop in Hat Yai. There are many branches in different districts of Songkhla. Selling a variety of desserts; such as, young coconut triangular cakes, rose Chinese pastry, soft Chinese pastry, custard buns, and pineapple pies.

**Contact number** Tel. +66 74 501-77, Tel. +66 74 442-888, Tel. +66 93 528-3185





PATTANI CENTRAL MOSQUE



CHAO MAE LIM KO NIAO SHRINE



PATTANI

KRUE SE MOSQUE



WAT CHANG HAI







Scan the map  
to travel to  
Pattani

## Provincial Motto

"The beautiful city  
of three cultures.  
Excellent halal center  
people lead the faith  
beautiful natural place  
Pattani, southern peace"

# PATTANI

## About Pattani, Beautiful city of Three cultures

Pattani is the second smallest province in the South Thailand. "Pattani" probably comes from the word "Pattai Ini" which means "this beach." The legend told about the city governor's daughter, who led a procession of elephants to build a new city. She dreamed about an albino deer running pass in front of the royal procession. So she asked where it had gone. The soldiers said in Malay that "pattai ini" ("pattai" = beach, "ini" = this), meaning "it disappeared on this beach" where the city was built . She gave the city the name "Pattai Ini" and called it "Pattani".



### MORE TOURIST ATTRACTIONS

Baan Pare, Barahom Community, Muang District  
Phaya Inthira or Sultan Ismail Shah Cemetery ,  
Muang District  
PATTANI SKYWALK (PATTANI ADVENTURE PARK),  
Muang District  
Ban Paseyawo, Sai Buri District





## WHERE TO GO



### 1. PATTANI CENTRAL MOSQUE, MUANG DISTRICT

The mosque in the heart of Pattani with a beautiful architecture based on the Taj Mahal and it is the most beautiful mosque in Thailand and was completed in 1963. There is a long corridor leading to the mosque with a building painted in light orange cream and white dome.

**Contact Number** Tel. +66 89-654-9496

**Opening Hours** 08.00 — 15.30 hrs. everyday, except Friday

**Admission Fee** None and free parking is available.



### 2. KRUE SE MOSQUE, MUANG DISTRICT

Ayutthaya's ancient mosque which has never been finished due to the curse of Chao Mae Lim Ko Niao, Chinese heroine. - When it was built, there was a portent, lightning every time. And the tomb of Chao Mae Lim Ko Niao is in front of this mosque. Nowadays, it is still used as a place of worship for the villagers. You can visit and take photos inside but women are strictly forbidden to touch the Qur'an.

**Contact Number** Tel. +66 73-413-402

**Opening Hours** Open everyday, 08.00 — 18.00 hrs.

**Admission Fee** None and free parking is available.



### 3. CHAO MAE LIM KO NIAO SHRINE, MUANG DISTRICT

It is an ancient shrine in the Ayutthaya period. Later, the spirit of Chao Mae Lim Ko Niao was summoned from Krue Se Mosque to reside at this shrine by carving a wooden figure of a woman from a cashew tree that Chao Mae Lim Ko Niao hanged herself and named it "Leng Ju Giang Shrine". During the full moon day of the 15<sup>th</sup> lunar month of every year, there will be a great annual event with many people joining together.

**Contact Number** Tel. +66 73-332-851

**Opening Hours** Open everyday, 08.00 — 17.00 hrs.

**Admission Fee** None and free parking is available.



### 4. WAT CHANG HAI, KHOK PHO DISTRICT

An old temple in the Ayutthaya period, with Luang Pu Thuat (stepping over the seawater and turning it to fresh water) as the first abbot and Buddhists highly respect it. It is a place of cremation and contains his ashes in the stupa at this temple. Both Thais and foreigners come to worship especially sacred objects that the temple has prepared to be rented to honor each other.

**Contact Number** Tel. +66 93-363-9198

**Opening Hours** Open everyday, 08.00 — 18.00 hrs

**Admission Fee** None and free parking is available.





## WHERE TO EAT



### 1. KRUANG WANG PAE



#### Location

Near the transport office behind Prince of Songkla University

#### Recommended Dishes

Mutton Biryani, Goat Soup, Stir Fried Goat with Black Pepper and stewed goat with Chinese medicine

#### Contact Number

Tel. +66 89-295-2098

#### Opening Hours

Open everyday, 09.00 – 18.00 hrs.

### 2. JAE PAN DIM SUM



#### Location

In the downtown and opposite the Pattani Orphanage

#### Recommended Dishes

Seafood Dim Sum, Steamed Sea Bass with Lemon and Steamed White Pomfret with Pickled Plum

#### Contact Number

Tel. +66 61-429-5390

Tel. +66 61-665-4042

#### Opening Hours

Open everyday, 06.00 – 21.30 hrs.

### 3. LONDON RESTAURANT

#### Location

In the city near Pattani Central Mosque

#### Recommended Dishes

Fried Shrimp Rolls, Deep Fried Crab Meat Roll, Gray Pomfret and Crispy Duck Salad

#### Contact Number

Tel. +66 86-488-7682

Tel. +66 73-337-881 ext. 3

#### Opening Hours

Open everyday, 10.00 – 14.00 hrs. and 16.00 – 21.00 hrs.

### 4. EMPTY CAFE & BISTRO

#### Location

In the same area of the London Restaurant

#### Recommended Dishes

Specialty roasted coffee beans and Signature Coconut Milk Coffee

#### Contact Number

Tel. +66 80-694-0955

#### Opening Hours

09.00 – 17.00 hrs. Closed on Wednesdays



## WHAT TO BUY

### KEROPOK (FISH CHIPS)

A souvenir from Malaysian immigrants who settled in Laem Pho Subdistrict, Yaring District, Pattani Province. It is a mixture of sago flour with fish and salt and shape into a longround stick. Then cut into pieces and grill or fry. It is used as food during famine until becoming local wisdom and being sold as local products.

**Buy at** "Fresh rice crackers, fresh Khao Kriap Sod and Keropok Sod" shop, Pattani, Tel. +66 81-897-9784 or general shops, and souvenir shops in Pattani.



### CRISPY ROTI ARCHEWA

It started from a small group of students of Pattani Vocational College has made fresh roti with tea and coffee for sale but they thought it cannot be stored for a long time. So they tried to make crispy roti and sell at the vocational event and this product has been exported to sell both in the provinces and upcountry.

**Contact number** Tel. +66 89-977-6609



### KAPIYAH

It is an Arab traditional dress culture, which Arabs pronounce "KOFIYAH". Pattani people sew their hats and continue to develop them to be the MAJU hat which is sewn by a colorful chain machine. The hat is fashionable and suitable for both women and men.

**Buy at** A Muslim hat shop, Kapiyah hats, Tel. +66 93-652-9456, Muslim Hijab hat shops in Mueang



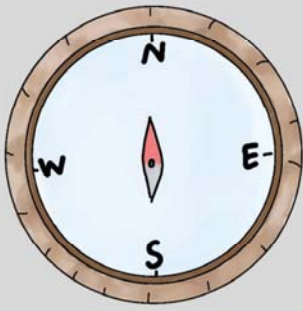
District

### GOLDEN LEAF

Golden leaf or Yan Da Oh is a large vine. Young leaves have reddish-brown hairs or copper-colored feathers, which is the origin of the name. It is the only endemic plant in Pattani, Narathiwat, and Yala provinces. When it completely dries, it will be sticky, not dry. And the golden color will be more noticeable. Therefore, it is popular to be compressed into a frame as a souvenir.

**Buy at** Sakee Souvenir Shop, Mueang District, Tel. +66 80-138-4813, Bu Nga Tani Shop, Mueang District, Tel. +66 86-955-0948.





BANG LANG DAM



THAN TO  
WATERFALL

CHULABHORN  
PHATTANA  
TOURISM  
COMMUNITY 10



BETONG HOT SPRING

YALA





Scan the map  
to travel to  
Yala

## Provincial Motto

"Beautiful cave temple,  
a lot of rubber tree,  
precious marble,  
good taste of santol"

# YALA

## About Yala, Southernmost Point of Siam

Yala Province is a local language derived from the word "Yalo" which means "fish net". It is the Southernmost province of Siam and it is the only province in the south that is not close to the sea, and has the most beautiful city plan in Thailand, a model spider web.



### MORE TOURIST ATTRACTIONS

Wat Khuha Phimuk, Muang District  
Betong Mongkhonrit Tunnel, Betong District  
Bang Lang Dam, Bannang Sata District  
Betong Hot Spring, Betong District



## WHERE TO GO



1



### 1. PIYAMIT TUNNEL, BETONG DISTRICT

Former Malaya Communist Thieves Movement (JCC) built Piyamit Tunnel as a base for political combat operations and use it to dodge air attacks and collect supplies. It started to build in 1976, using 40-50 people to build it in just 3 months. The tunnel is about 50-60 feet wide and about 1 kilometer long. There are the radio station of JCC, bedroom and storage room in the cave and has electrical installations throughout the cave. The air inside is excellent. The cave represents the way of life and various uses of each room.

**Contact Number** Tel. +66 73-378-055

**Opening Hours** Open every day, 08.00 — 16.00 hrs.

**Admission Fee** 40 Baht/person



2



### 2. AY YER WENG SEA OF MIST, BETONG DISTRICT

Enjoy the Sea of Mist in the morning on the Sky Walk, 2,038 meters above sea level. It is a steel structure building, 45 meters high, with a balcony extending from the base 63 meters long, with a clear glass floor, 4 centimeters thick. Tickets are distributed to 70-100 people per round, approximately 30 minutes-1 hour.

**Contact Number** Tel. +66 87-933-8770

**Opening Hours** Open everyday 05.30 — 09.30 hrs.

**Admission Fee** Minibus – Arrival 20 Baht/person and 10 Baht/person for departure Motorbike – roundtrip 20 Baht/person The shoe cover bag costs 30 Baht.



### 3. GIANT POST BOX, BETONG DISTRICT

Located at the Betong Clock Tower. Mr. Sanguan Chirachinda, a former postman, built it in 1924 as a symbol of Betong's communications. In those days, there were full of difficulties, the use of letters was the most convenient. It was originally the largest postbox in the world with a height of 290 centimeters. Currently, there was a larger postbox located in the community hall at Suan MahadThai that has been built up This new postbox is larger than the old one 3.5 times.

**Opening Hours** Open everyday

**Admission Fee** None and free parking is available



3



4



### 4. CHULABHORN PHATTANA TOURISM COMMUNITY 10, BETONG DISTRICT

Located in Ayer Weng Subdistrict. It is a tourist attraction certified by the Department of Tourism of Thailand. There is the Malaya Communist History Museum. You can contact the tour guide in advance to visit many places here such as a mock communist camp, the herb garden and the Sompong trees – a tree that is more than a thousand years old.

**Contact Number** Tel. +66 84-718-5392

(Ms. Sarin Sangkiatwong)

**Opening Hours** Open every day, from 08.30 — 17.00 hrs.

**Admission Fee** Thai people, Adult 50 baht/person. Children are free of charge. Foreigners, Adult 60 baht/person. Children are free of charge.





## WHERE TO EAT

### 1. KRUATUAN RESTAURANT



**Location** Opposite Butterfly Hotel  
**Recommended Dishes** Spicy vegetable salad, Asian salad and dusted fish  
**Contact Number** Tel. +66 73-236-199  
 Tel. +66 89-876-4024  
**Opening Hours** Open every time, 10.30 - 21.00 hrs.



2

### 2. JAE PU NOODLES, BRAISED CHICKEN WITH BITTER GOURD, CHINESE CELERY BETONG

**Location** 2 km. entrance to Betong city  
**Recommended Dishes** Betong chives, braised chicken noodles with bitter gourd, Braised Duck Noodles and duck rice  
**Contact Number** Tel. +66 81-099-1983  
 Tel. +66 81-365-8474  
**Opening Hours** Open every day, 08.00 - 15.30 hrs.



3



### 3. TAI SEE HEE BETONG



**Location** Near the entrance of Betong Tunnel  
**Recommended Dishes** Dim sum, taro dessert, tube noodles and steamed buns  
**Contact Number** Tel. +66-82-264-7586  
 Tel. +66-73-235-802  
**Opening Hours** Open every day, 04.30-11.00 hrs.

### 5. Chao Kuay Betong Km.4 (Traditional wooden house) Betong District

**Location** At the entrance to the Piyamit Tunnel  
**Recommended Dishes** grass jelly or black jelly, ancient recipe  
**Contact Number** Tel. 073-230-413  
 Tel. 063-965-9499  
**Opening Hours** Open every day, 06.00-14.00 hrs.



4



### 4. KHUN CHAI BETONG'S HOUSE



**Location** Opposite Nan Yuan Noodle Shop  
**Recommended Dishes** Betong minced chicken, Stir-fried vegetables with water, Fried Mountain Frog with Garlic and Jade Cao  
**Contact Number** Tel. +66 84-692-8074  
**Opening Hours** Open every day, 10.00 - 20.30 hrs.



## WHAT TO BUY

### EGG YELLOW DRIED NOODLES

It is a famous dry food of Betong. It is stir-fried to be Mee Betong which is a local food. You can buy them as souvenirs at many shops in Betong. There are many brands, but the taste is similar.

**Buy at** General stores and souvenir shops in Betong District.



### MUSA HIN

It is harder than other bananas. make it last longer It is processed into products such as salted bananas and sweet banana

**Buy at** Ban Suan Kluay Hom, Kluay Hin, Muang District, tel. +66 86-697-8302  
 Suan Kluon Hin in Bannang Sata District



### SHOGUN ORANGE

It is a fruit that can be grown very well in Betong District. With a sweet and sour taste, soft texture, easy peeling has a unique fragrance.

**Buy at** Fruit shops both in Betong and in Yala



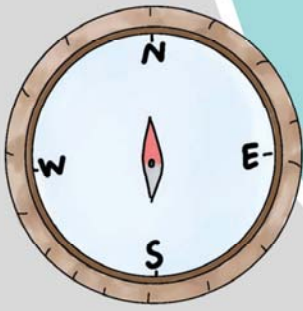
### WATER DURIAN OR SOURSOP

It is a fruit of the same family as Annona. The fruit tastes sour, sweet, fragrant, fine-grained, more sticky than custard.

**Buy at** Suan Chit Malee, Betong District, tel. +66 86-286-2016.







# NARATHIWAT



HORNBILL GARDEN



WADI HUSEN MOSQUE



GOW LENG JI SHRINE,  
PHRA PHIKANESUAN,  
BANG NARA TEMPLE



PAJO WATERFALL



Scan the map  
to travel to  
Narathiwat

## Provincial Motto

"Thaksin Rajatamhak,  
People Love Religion,  
Narathat Ploenta,  
Pajo Trung Jai, a great  
source of gold ore.  
Sweet Longkong"

# NARATHIWAT

## About Narathiwat, the handle of the Golden Axe

Narathiwat Province, is a province at the end of the Thai border. The area adjacent to Malaysia was formerly known as "Ban Manalor," later called "Mueang Bang Nara" because of the relocation of the city. Later, in the reign of King Rama VI, he gave the town the name "Narathiwat," meaning "the residence of good people."



### MORE TOURIST ATTRACTIONS

Wat Khao Kong Mongkol Mingmit Pradittharam  
(Buddhist Park Khao Kong), Muang District  
Hornbill Garden, Muang District  
Chonlathara Singhe Temple (Wat Phithak  
Din Thai) Tak Bai District  
100 Years Koi Bridge, Koh Yao, Tak Bai District





## WHERE TO GO



### 1. GOW LENG JI SHRINE, PHRA PHIKANESUAN, BANG NARA TEMPLE, MUANG DISTRICT

The three sites are located close to each other, demonstrating a harmonious way of life of the Narathiwat people despite their different religions. Gow Leng Chi Shrine with beautiful Chinese architecture is the first shrine of Narathiwat. Ganesha is a beautiful Brahmin style and Bang Nara Temple has beautiful Thai architecture.

**Opening Hours** Open every day, 07.00-17.00 hrs.

**Admission Fee** None and free parking is available.



### 2. WADI HUSEN MOSQUE, BAJO DISTRICT

This mosque is also known as "Talo Mano Mosque," but people call it "a 300-year-old mosque". It was built by Mr. Wan Hussain Assanawi in 1624. Its shape is Thai-style mixed with Chinese and Malay arts. Today it is still used as a religious establishment. If you want to see inside, you must ask permission from the village Islamic priest. (People of other religions are strictly prohibited from entering the mosque building.)

**Opening Hours** Open every day.

**Admission Fee** None and free parking is available



### 3. PAJO WATERFALL, BAJO DISTRICT

It is a large 4-tiered waterfall. The lower level is the largest and most beautiful. There is a waterfall Golden leaf or "Da Oh", which was first discovered in the world here in 1988 as an ivy with leaves similar to Chongkho leaves, some larger than the palm, two ovals adjacent to each other, all parts of the leaf are covered with velvet, golden or rainbow copper color

**Contact Number** Tel. +66 73-599-043

**Opening hours** Open every day, 08.30 — 16.30 hrs.

**Admission fee** None and free parking is available.



### 4. NARATHAT BEACH, MUANG DISTRICT

It is a beautiful beach about 5 kilometers long and is a recreation place for Narathiwat people and tourists with shade of pine trees. There are many restaurants and a fishing village. Tourist can visit to see the beauty of the boat, which is unique to the Narathiwat people.


**Opening Hours** Open every day

**Admission Fee** None and free parking is available.





## WHERE TO EAT



### 1. KHAM PENG SUSHI RESTAURANT



#### Location

Phupha Phakdi Road, Phithan Intersection, near the Golden Dragon Shop

#### Recommended dishes

Sushi, rice, and sashimi

#### Contact number

Tel. +66 92-378-5089

#### Opening hours

Open 11.00 – 20.00 hrs.  
Closed every Wednesday.



### 2. GOLDEN DRAGON RESTAURANT NARATHIWAT



#### Location

Phupha Phakdi Road near the bird circle next to the Bang Nara River

#### Recommended dishes

Spicy vegetable salad, Steamed fish curry, Boiled egg, Salted squid band shrimp paste

#### Contact number

Tel. +66 73-511-835  
Tel. +66 96-029-2746

#### Opening hours

Open every day,  
10.00 – 22.00 hrs.



### 3. MANTRA SHOP NARATHIWAT



#### Location

Phupha Phakdi Road next to Krung Thai Bank Narathiwat Branch

#### Recommended dishes

Morning glory salad, Budu sea bass, Cha-Om shrimp curry and shrimp in tamarind sauce

#### Contact number

Tel. +66 73-516-747  
Tel. +66 83-193-9385

#### Opening hours

Open every day,  
10.00 – 22.00 hrs.



### 5. YAKANG PHOCHANA NARATHIWAT



#### Location

At the outskirts of the city's municipality near municipal school 3

#### Recommended dishes

Massaman curry with sweet duck, house chicken curry, Fried duck, fried house chicken and steamed buns

#### Contact number

Tel. +66 62-229-8040,  
Tel. +66 87-633-1041

#### Opening hours

Open every day,  
06.00 – 20.00 hrs.

### 4. GOOSEBERRY TEA SHOP

#### Location

Suriyapradit Road Opposite Narathiwat Police Station

#### Recommended dishes

Dim Sum, Bak Kut Teh, Congee Patongo and Pork Blood Soup

#### Contact number

Tel. +66 88-269-0989

#### Opening hours

17.30 – 12.00 hrs.,  
Closed on Mondays



## WHAT TO BUY LONGKONG



It is the most famous fruit of Narathiwat Province. The favorite cultivar is Longkong Ban Si Po, Amphoe Range; another good flavor is Longkong Tanyong Mas, a longkong planted at Ban Tan Yong Mas. Longkong is the same plant species as Langsat. But the shell is thicker and rubberless. It has less meat but is sweeter. It will bear fruit around mid-August – September.

**Buy at** Longkong Ban Si Po, Tel. +66 73-671-290, fruit shops in towns and districts (during the fruiting season).

### SALTED CATFISH



It is a dry salted fish with a soft texture. The most delicious and most expensive taste in Thailand. It is a famous product of the Chehe Subdistrict, Tak Bai District. You can buy it at stores and souvenir shops in the city and districts.

### KOR LAE CHICKEN



The garnished grilled chicken consists of a curry containing dried chili, ginger, turmeric, onion, garlic, and coconut milk seasoned with salt, sugar, Garcinia Cambogia, or Tamarind. It is delicious local food. They are commonly used to welcome guests or various parties.

**Buy at** The market in the morning and evening. In various cities and districts



# VISIT 3 NEIGHBORING COUNTRIES

MALAYSIA

KUALA LUMPUR  
TOWER



SINGAPORE

MERLION PARK



MERLION PARK :)

BATAM


BARELANG BRIDGE



Stay SAFE

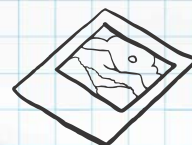
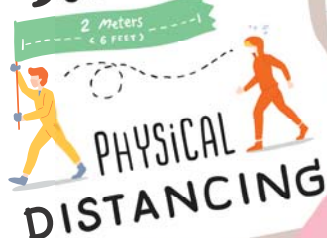


WHEN GOING OUTSIDE



drive

Don't forget




SANITIZE  
your  
HANDS  
FREQUENTLY..



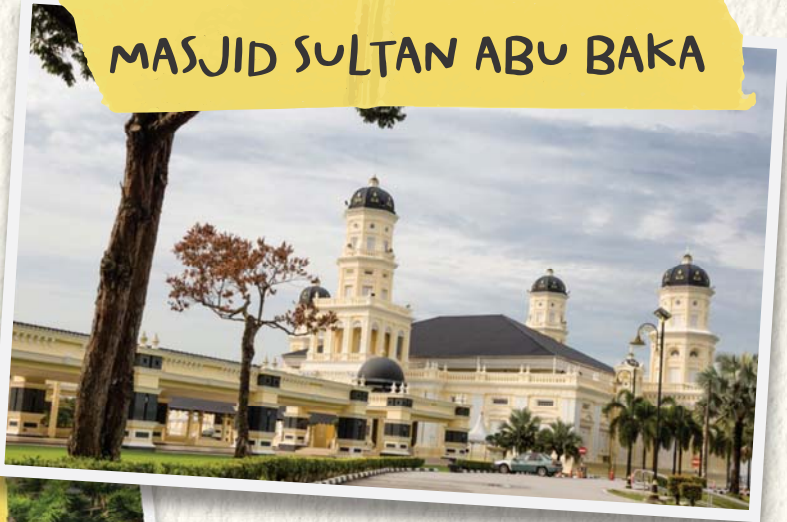


MALAYSIA


MALAYSIA



MASJID SULTAN ABU BAKA



PENANG HILL



PETRONAS TWIN TOWERS



Kuala Lumpur Tower





## PETRONAS TWIN TOWERS



# MALAYSIA

## ABOUT MALAYSIA

Malaysia consists of two territories, separated by the South China Sea, dividing the territory into 13 states and 3 federal districts (Kuala Lumpur, Putrajaya, and Labuan Island)

- The first territory is West Malaysia. It has a northern border next to Thailand, and the south borders Singapore, consisting of 11 states: Pahang, Selangor, Negerisembilan, Malacca, Johor, Perak, Kelantan, Terengganu, Penang, Kedah and Perlis.
- The second territory is East Malaysia. The southern border next to Indonesia, And the border around Brunei consists of 2 states, Sabah and Sarawak.

### CAPITAL

Kuala Lumpur

### RELIGION

Islam  
(national  
religion)  
Buddhism  
Christianity  
Hinduism

### LANGUAGE

Malay  
(official  
language),  
Chinese and  
English

### CURRENCY

Ringgit (RM)  
1 USD = 4.45  
MYR  
As of  
10 AUG 22

### CLIMATE

Hot and  
humid, rains  
all year round.

### TIME

GMT +8

### ELECTRIC CURRENT (VOLT/VOLTAGE)

Three flat pin  
type (Type G)  
Type 240 V.





# KUALA LUMPUR



Kuala Lumpur is Malaysia's capital city, full of shopping malls, arts and culture, ancient architecture, and many tourist attractions.



## MORE TOURIST ATTRACTIONS

CENTRAL MARKET  
PUTRA MOSQUE  
ISLAMIC ARTS MUSEUM



## WHERE TO GO



1

### 1. PETRONAS TWIN TOWERS

Petronas Twin Towers are the tallest twin towers in the world and are 451.9 meters tall. You can see 360-degree views of the capital from both buildings at this height.

**Location** Close to KLCC Park, next to JIn Ampang Road, walking distance (100 meters)

**Opening Hours** Inside the building open Tuesday – Sunday, 9.00 – 17.00 hrs. (Closed on Sunday only at 16.30 hrs.)  
You can see the outside of the building every day.

**Admission Fee** 80 RM. Tickets can be purchased online at <https://www.petronastwintowers.com.my/>



2

### 2. Kuala Lumpur Tower (KL TOWER)

It is the 7th tallest telecommunication tower in the world and the tallest in Southeast Asia. It is 421 meters tall. Opened in 1996, it offers a panoramic viewpoint on the top of the tower (KL Skyline), a world-class skydiving center, a zoo, an aquarium, and an upside-down house.

**Location** Located in KL Forest Eco Park, next to JIn Sultan Ismail Road.

**Opening Hours** 09.00 – 22.00 hrs.

**Admission Fee** The view outside, open daily, all the time, visit inside 49 RM. Free parking.



## WHERE TO EAT

The famous dishes of Kuala Lumpur are Nasi Lemak, Cha Kuey Teow, Satay Chicken, Satay Beef, etc. Recommended restaurants are as follows:



1



2



3

### 1. JALAN ALOR STREET FOOD

**Location** Located behind Plaza Low Yat shopping mall  
Able to walk for a distance of 350 meters

**Type of Food** Street food

**Recommended Dishes** Beef, chicken, satay, grilled seafood skewers, dim sum, and jackfruit.

**Opening Hours** 16.00 – 03.00 hrs.

**Website** <https://www.tripsavvy.com/jalan-alor-in-kuala-lumpur-4773088>

### 2. VILLAGE PARK NASI LEMAK

**Location** Jalan SS 21/37, opposite Lighthouse Hotel & Shortstay

**Type of Food** Rice

**Recommended Dishes** Nasi Lemak

**Contact Number** +60 377-107-860

**Opening Hours** Open every day, 7:00 – 19:30 hrs.

**Website** <https://www.facebook.com/Village-Park-Restaurant-1639483826264341/>

### 3. DINING IN THE DARK -KUALA LUMPUR

**Location** Changkat Road, Bukit Bintang  
Before arriving at Izumi Hotel Bukit Bintang 280 meters

**Type of food** A La Carte, soup, drink

**Recommended Dishes** No famous food but customers will not know the food be due to the staff serving food is blind.

**Contact Number** +60 123-052-011

**Opening Hours** Tuesday – Sunday, 18.00 – 21.30 hrs.

**Website** [dininginthedarkkl.com](http://dininginthedarkkl.com)




# PENANG



"Penang" (Pehang) or Pulau Pinang (Pulau Pinang), originally the first Malays called Pulau Wasatu or Single Island in Malay, Pulau means island and Wasatu means one or only. Later, on the nautical map, it is known as Pulau Pehang or Koh Mak. Most of the population is Chinese, Malays, and Indians. Pehang is diverse in terms of ethnicity, religion, and culture. In addition, Pehang is influenced by European culture in combination with Peranakan local culture. Therefore, Pehang has its uniqueness. The architecture is stunning. Sino-Portuguese style has a specific way of life. As a result, Penang's capital city "George Town" has become a World Heritage city today.



## WHERE TO GO



### 1. PINANG PERENAKAN MANSION

The Penang Peranakan Mansion was built in the 1890s by Chinese sailors from the mainland. Peranakan Mansion is an architecture that indicates the blend of Chinese and Malay cultures until it was listed as a World Heritage Site in 2008 and opened as a museum to visit inside the mansion decorated in a blend of European and Chinese styles perfectly.

**Location** Close to Little India  
Able to walk  
(300 meters)

**Opening Hours** Open every day,  
08.30 — 16.00 hrs.

**Admission Fee** 20 RM.

**Parking Place** None



### MORE TOURIST ATTRACTIONS

LITTLE INDIA  
DARK MANSION MUSEUM  
FORT CORNWALLIS

### 2. Penang Hill (PENANG HILL)

Penang Hill, or Malay called Bukit Bendera, is a hill resort. It is 833 meters above sea level and is the highest viewpoint famous for the island of Penang. You can see the view 360 degrees and can take the electric tram to visit the Owl Museum. Ponder cannon Temple of the Emerald Buddha, a Hindu temple, and the highest mosque on Penang Island is "Penang Hill Mosque." In The Habitat Penang Hill National Park, you can walk on the Langur Way Canopy Walk, the longest trekking bridge in the world, measuring 230 meters long and 40 meters above the forest floor.

**Location** Next to P210 Road, near De View Hotel Penang.

**Opening Hours** Open every day, 06.30 – 23.00 hrs. and  
the bus leaves every 30 minutes.

#### ELECTRIC TRAM

**Opening Hours** Open every day, 06.20 – 22.45 hrs.

#### TICKET COUNTER

**Admission Fee** 15 RM. / One Way and 30 RM / Round Trip or  
find the ticket price. and trams timetable  
at [www.penanghill.gov.my](http://www.penanghill.gov.my)



## WHERE TO EAT



The famous food of Penang is Mee Goreng, Curry Noodles, Cha Kway Teow, Azam Laksa, etc. Recommended restaurants are as follows:

### 1. ALI NASI LEMAK Ali Nasi Lemak

**Location** Beach St. Road, next to Royale Chulan Penang Hotel

**Recommended Dishes** A La Carte (Chicken curry rice style)

**Contact Number** +60 164-070-71

**Opening Hours** 07.00 – 15.00 hrs. Open Monday – Friday,  
closed Saturday – Sunday

**Website** <https://www.facebook.com/Village-Park-Restaurant-1639483826264341>

### 2. SIAM ROAD CHAR KWAY TEOW

**Location** Jalan Siam Road, next to SO Hotel 50 meters

**Recommended Dishes** Char Kway Teow Tea Noodles, similar to Big Noodles or Pad Thai (It's a famous restaurant. Thai people like to eat)

**Opening Hours** 12.00 – 18.00 hrs. Closed on Sundays.

**Website** <https://penangfoodie.com/bbc-describes-siam-road-char-koay-teow-uncle-as-humble-king-of-noodles/>





# MELAKA



Malacca (Melaka in Malay or Malacca in English). UNESCO designated it as a world cultural heritage city in 2008. It has been an ancient port city and a trading center for more than 500 years and is diverse with race, religion, and culture



## WHERE TO GO

### 1. Museum, Dutch Square, and City Hall (STADTHUYS)

Dutch Square Museum and City Hall are Located in the heart of Melaka Old Town. Ancient buildings were built during the Dutch rule of Malacca in 1641. The church, the town hall, and the clock tower are dominated by red stone buildings. The scarlet city hall was established as a museum of ethnology and history of Malacca.

**Location** Next to the roundabout on Road No. 5, about 150 meters from Jonker Street Night Market

**Opening Hours** 09.00 – 17.30 hrs.

**Admission Fee** Adults 7 RM/person, children (7–12 years) 4 RM/person




### 2. Kampong Hulu Mosque (MASJID KAMPONG HULU)

Kampong Hulu Mosque is the oldest mosque in Malaysia. Built in 1728, it was an early mosque with a pyramid-shaped roof overlapping. The Javanese influence blends Chinese, Hindu, and Malacca Malays. This makes the mosque look more unusual than many places in Malay, and there is an Asia chapel that looks like an ancient Chinese pagoda. Inside the mosque is an essential tomb of Zayed Abdullah al-Hadad, a famous Islamic evangelist regarded by Malaysians as a "Wali", or a saint in Islam. There is a Kampong Kling Mosque on the same road and not far from Kampong Hulu Mosque. The mosque has a similar architectural style, which is a pyramid-shaped roof stacked in layers but more modern.

**Location** Next to Road No. 5, opposite the 906 Riverside Hotel Malacca

**Opening Hours** Open 24 hrs.

**Admission Fee** None and free parking is available



## WHERE TO EAT



Melaka's famous dishes include Hainanese Chicken Rice Balls, Chicken, Satay Beef, Laksa, etc. Recommended restaurants are as follows:

### 1. EE JI BAN CHICKEN RICE BALL

**Location** Jalan Melaka Raya 3 Road before reaching the hotel OYO 90470 Best One Hotel

**Recommended Dishes** Hainanese Chicken Rice and fish ball soup

**Contact Number** +60 115-120-3631

**Opening Hours** 10.00 – 20.00 hrs. Closed on Tuesdays.

**Website** <https://www.facebook.com/profile.php?id=100039658643499>

### 2. HOE KEE CHICKEN RICE

**Location** Jalan Hang Jebat Road, just before Jonker Market Street Night Market 50 meters

**Type of Food** A la carte

**Recommended Dishes** Chicken rice, made a round shape of rice that is unique to Malacca

**Contact Number** +60 628-347-51

**Opening Hours** open every day from 09.30 – 16.00 hrs.

**Website** <https://www.facebook.com/HoeKeeChickenRice/>

### 3. NYONYA MANIS SAYANG

**Location** Next to Road No. 5, opposite the hotel OYO 764 Hotel Famous Inn

**Type of Food** Authentic Peranakan food

**Recommended Dishes** Fish in Tamarind Sauce

(Ikan AsamPedas)

Shrimp with Pineapple Sauce (Udang Lemak nenas)

Lod Chong, Melaka Coconut

Sugar Durian (Cendol with

Gula Melaka)

**Contact Number** +60 17-631 0437

**Opening Hours** Open every day, 10.00 – 14.30 hrs.

**Website** <https://www.facebook.com/115540533566358/posts/165102528610158/>

### MORE TOURIST ATTRACTIONS

JONKER STREET (JONKER STREET

OR JALAN HANG JEBAT)

ST. PAUL'S CHURCH MELAKA

(ST. PAUL'S CHURCH)

A'FAMOSA FORT





## JOHOR BAHRU



It is the capital city of Johor state at the southern end of the Malay Peninsula. Adjacent to Singapore, it is a fast-growing trade economy and the most significant industrial city in southern Malaysia.



### MORE TOURIST ATTRACTIONS

LEGOLAND AMUSEMENT PARK  
WATER PARK  
PASAR KARAT WALKING STREET (BAZAR JB)  
KOTA TINGGI FIREFLY PARK



### WHERE TO GO



#### 1. MASJID SULTAN ABU BAKA

Magnificent old mosque on a hill Built in 1892 — 1900 under the direction of the late Sultan Abu Bakr. The building is a mix of Victorian and Moorish architecture. It can accommodate 2,000 worshipers and also overlooks the Straits of Johor. Abu Bakr Mosque is currently listed as a protected heritage monument by the Department of Museums and Antiquities of Malaysia and opens to the public to visit

**Location** Close to Johor Sultan Gardens, walking distance 500 meters.

**Opening Hours** 24 hrs. every day.

**Admission Fee** None

**Parking Place** None

**Note** Tourists of all religions are welcome to visit. However, they must dress modestly, wearing long sleeves and long pants or skirts.



#### 2. JOHOR OLD CHINESE STYLE

An ancient and essential Chinese shrine of Johor Bahru shows the excellent relationship of the 5 ethnic groups, namely Teochew, Hokkien, Cantonese, Hakka, and Hainan, with 5 gods enshrined in the shrine. There are also some indications of the shrine's age: ancient artesian wells, ancient shields, and bells.

**Location** Jalan Trusmi is about 500 meters from Amari Hotel, within walking distance.

**Opening Hours** 07.00 – 17.00 hrs.



### WHERE TO EAT

The famous food of Johor Bahru is fried seafood with chili. Noodle soup, fried noodles, etc., with recommended restaurants as follows.



#### 1. AH MENG KUE TEOW RESTAURANT

**Location** Jalan Meranti, not far from Amari Johor Bahru

**Recommended Dishes** Soup noodles, white and yellow noodles. Local people like to eat a lot.

**Opening Hours** 07.00–16.00 hrs.

**Website** <https://www.facebook.com/ahmengkueateow/>



#### 2. SAN LOW SEAFOOD RESTAURANT

**Location** Jalan Merah Road, before entering the intersection of Jalan Biru 3 Road

**Recommended Dishes** Stir-fried crab with chilli, stir-fried noodles with stock

**Contact Number** +60 733-238-69

**Opening Hours** Open every day, 16.30 – 20.00 hrs.

**Website** <https://www.facebook.com/sanlowseafood1978>



# SINGAPORE

SINGAPORE

MERLION PARK




WELCOME BACK! 😊

MARINA BAY SAND



Love

GARDENS BY THE BAY







# THE REPUBLIC OF SINGAPORE

## ABOUT SINGAPORE

Singapore is the smallest island in Southeast Asia. It is located in the south of Malaysia. This small island developed rapidly until becoming one of "The Four Tigers of Asia," a major commercial center worldwide.

### CAPITAL

Singapore

### RELIGION

Buddhism  
Christianity  
Islam Hinduism  
Sikhism

### LANGUAGE

English  
Mandarin  
Malay and  
Tamil

### CURRENCY

Dollar  
Singapore  
(SGD.)  
1 US\$ = 1.37  
SGD.  
As of  
10 AUG 22

### CLIMATE

Winter  
= Dec. - Feb.  
Summer  
= Feb. - May.  
Rainy  
= May - Sept.  
Warm  
= Sept. - Dec.

### TIME

GMT + 8

### ELECTRIC CURRENT (VOLT/VOLTAGE)

Three -  
legged flat  
(Type G) 220  
- 240 v.







## 1. MERLION PARK

Singapore's most essential and famous landmark is a giant sea lion statue at the mouth of the Singapore River to welcome every visitor to Singapore. A mythical creature with the head of a lion is the meaning of the origin of the original name of Singapore or Singa (a lion in Malay), and its fish body is to represent the fishing community Temasek or Tasik (a lake in Malay). The sea lion became the national symbol of Singapore.

<b>Location</b>	Next to Jubilee Bridge, opposite The Fullerton Hotel Singapore
<b>Opening Hours</b>	24 hours
<b>Admission Fee</b>	none
<b>How to get there</b>	MRT – Get off at Raffles Place Station, Exit H, and walk along the river towards the Fullerton Hotel.

## 2. MARINA BAY SANDS

The building looks like a ship on top of three connected buildings. The inner area comprises a hotel, shopping malls, scenic spots, museums, casinos and movie theaters. Near Marina Bay Sands, there is the Helix Bridge, with a walkway spanning more than 280 meters, connecting the shore to Marina Bay Sands. There is a light and sound show of the fountain in front of Marina Bay Sands every day for 15 minutes (depending on the weather conditions). Showtimes are at 20.00 hrs. and 21.00 hrs. every day and additional time is at 23.00 hrs. on Friday, Saturday and Sunday.

<b>Location</b>	Next to Bayfront Ave, opposite Gardens by the Bay
<b>Opening Hours</b>	Open every day, 09.30 – 23.00 hrs.
<b>Admission Fee</b>	For the SKY PARK viewpoint, an adults 26 SGD, a child 20 SGD
<b>How to get there:</b>	MRT – Get off at Bayfront Station, exit C or D Bus – Line 97, Line 106, Line 518, Line 133, Line 502

## 3. GARDENS BY THE BAY

Marina Bay Botanic Gardens is another landmark in Singapore behind Marina Bay Sands, spreading over 1 million square meters. Full of trees, including the world's most extensive greenhouse building. Gardens by the Bay is divided into 2 main zones, Bay South Garden and Bay East Garden. There are 12 Super trees Grove in the Bay South Garden zone, 50 meters above ground for shade during the day and lively with music and colorful lights at night. Moreover, there is an observatory on top of the super tree offering a bird's eye view of Marina Bay. For the Bay East Garden, it is lush greenery with decorative palm groves.

<b>Location</b>	Next to Bayfront Ave. Opposite Marina Bay Sand
<b>Opening Hours</b>	Open every day, 05.00 – 02.00 hrs.
<b>Admission Fee</b>	Fee for certain zones, such as the Supertree Zone. Ticket can be reserved at <a href="https://ticket.gardensbythebay.com.sg/product/listing">https://ticket.gardensbythebay.com.sg/product/listing</a>



### MORE TOURIST ATTRACTIONS

ORCHARD ROAD  
SULTAN MOSQUE  
JURONG BIRD PARK  
UNIVERSAL STUDIO  
NANYANG UNIVERSITY





## WHERE TO EAT

Famous Singapore dishes are Singapore Chicken Rice, Bak Kut Teh, Kayatos, Phak Kham Phak, etc. Recommended restaurants as follows.

### 1. COLONIAL CLUB

<b>Location</b>	Orchard Rd., within the Paragon Shopping Center
<b>Recommended Dishes</b>	Hainanese Chicken Rice Lemak Curry Chicken
<b>Contact Number</b>	+65 6219-3592
<b>Opening Hours</b>	Open every day, 11.00 – 22.00 hrs.
<b>How to get there</b>	MRT – Get off at Orchard Station
<b>Website</b>	<a href="http://web.facebook.com/colonialclubsg/">http://web.facebook.com/colonialclubsg/</a>



### 2. BOON TONG KEE

<b>Location</b>	River Valley Rd., opposite the RV Suite condo
<b>Recommended</b>	dishes Singaporean Hainanese Chicken Rice
<b>Contact Number</b>	+65 6736-3213
<b>Opening Hours</b>	Open every day, 11.00 – 22.00 hrs.
<b>How to get there</b>	MRT – Get off at Novena Station
<b>Opening Hours</b>	Open every day, 12.00 – 15.00 hrs. and 18.00 – 24.00 hrs.
<b>How to get there</b>	MRT – Get off at Clarke Quay Station.
<b>Website</b>	<a href="https://boontongkee.com.sg/">https://boontongkee.com.sg/</a>



## TRAVELING WITHIN SINGAPORE

1) Electric trains (MRT and LRT) , composing of 6 lines, namely the Green Line, Blue Line, Red Line, Orange Line, Brown Line, Purple

Line, and Gray Line (LRT), serving from 05.30 – 24.00 hrs. The fare is at 0.9 – 2.1 SGD

2) There are two bus companies, SBS Transit and SMRT, operating from 05.30 – 24.00 hrs. ; the fare is 0.9 – 2.1 SGD

3) Metered taxi, fares start at 3.50 SGD.

**\*Recommendations: Should buy an Easy Link card (EZ-Link), a ticket that you can use for trains, buses, and taxis**



**Otters** are one of the city's most famous animals that Singaporeans love and care. These adorable creatures live in waterfront districts which are popular tourist destinations in Singapore. Currently, Singapore has about 10 families of otters, or about 90 in total which are classified as Vulnerable Species.





# Indonesia

## BATAM

### INDONESIA BATAM

MASJID RAYA BATAM




WELCOME TO BATAM  
MONUMENT

BARELANG



WELCOME TO BATAM







# THE REPUBLIC OF INDONESIA

## ABOUT INDONESIA

Indonesia is a country famous for its beautiful islands and landscapes and is also the most prominent Islamic country. Indonesians live on the islands. This country has mixed culture resulting from the Western mindset from Portuguese merchants and Dutch colonists.

### CAPITAL

Jakarta

### RELIGION

Islam,  
Christianity,  
Hinduism and  
Buddhism

### LANGUAGE

Malay

### CURRENCY

Rupiah  
(1 USD =  
14,865.32 IDR)  
As of  
10 AUG 22

### CLIMATE

Summer  
= Feb. - Oct.  
Rainy  
= Nov. - Jan.

### TIME

1. GMT +7  
(Batam Island)  
2. GMT +8  
3. GMT +9

### ELECTRIC CURRENT (VOLT/VOLTAGE)

two round  
legs (Type F)  
230 V.





# BATAM ISLAND



## GET TO KNOW BATAM ISLAND

Batam is an island and a city in the Riel archipelago. It was located 20 kilometers off the south coast of Singapore, taking about 40 minutes by ferry. Batam Island has a lot historical sites and popular resorts in Indonesia, including restaurants, coffee shops and nightlife.

## TRAVELING FROM SINGAPORE TO BATAM ISLAND




Tourists can travel from Singapore to Batam Island by Batam Fast Ferry, its pier as follows:

– **Tanah Merah Pier**, the round-trip ticket costs 80 SGD. It takes about 40 minutes to arrive at Batam Center Pier. Please check the boat schedule at [https:// www.batamfast.com/tripschedule/index.ashx](https://www.batamfast.com/tripschedule/index.ashx) Upon arriving at Batam Center Port, you will have to go through Indonesia Immigration. Don't forget to prepare a passport and COVID-19 testing documents according to the measures of Indonesia



## WHERE TO GO



### 1. BATAM MONUMENT (WELCOME TO BATAM MONUMENT)

The first point you should not miss when visiting Batam Island is taking photos of the Batam monument located on top of Bukit Clara hill. At the Batam Center, if coming from Singapore by ferry, you can see the monument when you get off at Batam Fast Ferry Terminal, which is not far from the pier.

**Location** Near Jl. Sanggam Bertuah Road and Perumahan Villa Bukit Indah  
**Admission Fee** None

### 2. MASJID RAYA BATAM

It is the largest mosque with Middle Eastern-style architecture on Batam Island. This mosque is unique because of its pyramid shape. You can see the mosque from the ferry of the Batam Center ferry terminal.

**Location** Near Jl. Engku Putri Road behind Alun Batam Center Park  
**Opening Hours** Open every day, 04.00 — 21.00 hrs.  
**Admission** None

### 3. BARELANG BRIDGE

The Barelang Bridge is a chain of 6 bridges of various types that connect the islands of Batam, Rempang, and Galang, Riau Islands built in 1992. 'Barelang' is an abbreviation of the these three islands names which are part of Batam Municipality. The bridge connects the 6 islands: Batam Island — Tan Tan Island — Nipah Island — Setogo Island — Rempan Island — Calang Island. The span of all 6 bridges together cover 2 kilometers, while the actual distance covered from the first bridge to the last is about 50 km. and takes about 50 minutes. Barelang Bridge is one of the most iconic attractions in Batam, and it is famous for taking a photo in the afternoon.

**Opening Hours** 24 hours  
**Admission Fee** None



### MORE TOURIST ATTRACTIONS

NONGSA BEACH  
70 FAHRENHEIT COFFEE FACTORY  
NAGOYA HILL DEPARTMENT STORE





## WHERE TO EAT

Batam is well-known for its seafood, which is cheaper than Singapore or other parts of Southeast Asia. Most tourists often go to eat seafood in this island according to various restaurants, The recommended dishes on Batam

Island are fried crab with black pepper, fried clams with garlic, Mei Tarempa luti gendang (fried bread stuffed with fish inside), sambal chili chicken, Ayam Pandan, Indonesian cakes, etc. Recommended restaurants are as follows.



### 1. SEI ENAM SEAFOOD RESTAURANT

#### Location

Jalan Raja Haji Sisabilillah Road, before arriving at Sahid Batam Center Hotel

#### Recommended Dishes

Hotel & Convention 500 meters  
Stir-fried crab with black pepper, stir-fried clams

#### Contact Number

+62 811 776-9799

#### Opening Hours

11.00 - 21.15 hrs.

#### Website

<http://www.seinamseafood.com/>

### 2. REZEKI SEAFOOD RESTAURANT

#### Location

Jl. H. Moh. Road, away from the beach Tanjung Kedabang 2.2 kilometers

#### Recommended Dishes

Chilli crab, butter fried shrimp

#### Contact Number

+62 778 761-180

#### Opening Hours

09.00 - 21.00 hrs.

#### Website

<https://m.facebook.com/Rezekiseafood/>

### 3. RM MIE TAREMPA

#### Location

Jl. Laksamana Bintan Road, before arriving at Jl. Reformasi Intersection 250 meters

#### Recommended Dishes

Mie Tarempa basah

#### Contact Number

+62 778 465-910

#### Opening Hours

08.00 - 21.00 hrs.

#### Website

<https://m.facebook.com/RumahmakanBatamCentre/>

### 4. SEDERHANA RESTAURANT

#### Location

Jl. Pembangunan Road, opposite to Hotel da Vienna Boutique hotel

#### Recommended Dishes

Rendang daging (stir-fried beef with chili paste coconut milk), Ayam gulai (chicken coconut curry)

#### Contact Number

+62 778 426-002

#### Opening Hours

08.00 - 21.30 hrs.

#### Website


















<http://sederhanabatam.blogspot.com/>



## THAILAND

PROVINCE	ACCOMMODATION	ADDRESS	CONTACT
<b>CHUMPHON</b>			
	NANA BEACH HOTEL	Thung Wua Laen Beach	+66 80-530-6674
	RETRO BOX HOTEL	Soi Krom Luang 3 Near Farida Charoti	+66 77-510-333
	LOFT MANIA BOUTIQUE	City Pillar Shrine, and Ocean Mall	+66 77-510-789
<b>RANONG</b>			
	DADDY DREAM HOTEL	Duphadee Road In Ranong City	+66 90-627-5041
	BLU MONKEY HOTEL	Ruang Rat Road In Ranong City	+66 77-823-333
	THE GALLA HOTEL	Ruang Rat Road opposite Roti Bangi	+66 77-880-898
<b>PHANG NGA</b>			
	GRAND MERCURE	Bang Sak Beach, Bang Muang Subdistrict Takuapa District	+66 76-490-998
	KHAOLAK RESORT THE RETREAT	Khuk Khak Beach, in Khao Lak	+66 85-655-6886
	KHAOLAK RESORT	At the Entrance To Phang Nga Bay	+66 76-481-222
	PHUGNA HOTEL	Next To Petchkasem Road	
<b>PHUKET</b>			
	LE HUA HOTEL	Opposite the Post Office, in downtown	+66 76-210-882
	SINO HOUSE HOTEL	Montri Road, Near Old Town	+66 76-232-494
	VAPA HOTEL	Takuapa Road, in downtown	+66 76-256-068
<b>KRABI</b>			
	B2 KRABI PREMIER HOTEL	Ao Nang Soi 11	+66 75-810-989
	SRISUKSANT SQUARE	Near Vogue Krabi Shopping Center, Behind Krabi Walking Street	+66 75-622-828
	KRABI HERITAGE HOTEL	Ao Nang, Opposite Aonang Medical Clinic	+66 75-695-261
<b>TRANG</b>			
	MASION DE CHEER HOTEL	Near Trang Train Station	+66 75-215-900
	RUERASADA HOTEL	Ratsada Road, Near Robinson Department Store	+66 75- 226-999
	TRANG GRAND HOTEL	Near Rua Ratsada Hotel	+66 95-070-7706
<b>SATUN</b>			
 	MEESOOK HOTEL	Near Satun Provincial Islam Office	+66 74-799-141
 	THE ONE BOUTIQUE HOTEL	300 Meters Before Provincial Hall	+66 74-721-999
	PERFECT ROOM RESORT	Near Provincial Hall 500 Meters	+66 74-830-339
<b>SURAT THANI</b>			
 	PRINCESS PARK HOTEL	Opposite Lotus Mall	+66 77-405-989
	WANGTAI HOTEL	In downtown, Along The Tapi River	+66 77-283-020-25
	BLU MONKEY HUB&HOTEL	In downtown, Near The City Pillar Shrine	+66 92-539-5939



PROVINCE	ACCOMMODATION	ADDRESS	CONTACT
<b>NAKHON SI THAMMARAT</b>			
	TWINS LOTUS HOTEL	In downtown, opposite The Lotus	+66 75-323-777
	B2 PREMIER HOTEL	Near Sahathai Plaza	+66 75-804-288
	CHAWLADA HOTEL	Near The Train Station, and the bus station	+66 75-466-178
<b>PHATTHALUNG</b>			
	GRAND PL VILLE HOTEL	In downtown, behind Phatthalung School	+66 74-673-663
	CITY PARK HOTEL	Phadung Don Yo Road, Near Coliseum	+66 74-613-516-7
	CHAIKANATHANI HOTEL	Pisekkit Road, Behind Phatthalung Hospital	+66 74-613-777
<b>SONGKHLA</b>			
	TON-AOI GRAND HOTEL	Near Big C Extra in Hat Yai district	+66 74-555-594
	B2 HATYAI PREMIER HOTEL	Sriphuwana Road in Hat Yai district	+66 74-800-750
	YANNATY HOTEL	Niphat Uthit 3 Road, Near Lee Garden Hotel	+66 74-355-700
<b>PATTANI</b>			
	CS PATTANI HOTEL	Next To Big C and near Park In Town Hotel	+66 73-335-093
	PARK IN TOWN HOTEL	Near Pattani Plaza	+66 73-335-100-4
	RIVER HOTEL PATTANI	In downtown, Rong Ang Road, near Pattani River	+66 73-333-333
<b>YALA</b>			
	MODERN THAI HOTEL	Near the clock tower, and the giant postbox	+66 73-235-666
	FOTO HOSTEL	Near the clock tower, and the giant postbox	+66 87-815-5906
	GARDEN VIEW HOTEL	Behind Betong Mongkolrit Tunnel	+66 73-235-881
<b>NARATHIWAT</b>			
	TANYONG HOTEL	Sopha Phisai Road, in downtown	+66 73-511-4779
	PAKSINA HOTEL	Near Big C before entering downtown	+66 73-511-800
	JAIDEE JING JING HOTEL	Prachaphirom Road, in downtown	+66 73-565-805







## MALAYSIA

ACCOMMODATION	ADDRESS	CONTACT
<b>KUALAR LUMPUR</b>		
<b>OASIS SUITES HOTEL</b>	10 Lorong P Ramlee, Kuala Lumpur	+60 327-266-788
<b>PACIFIC REGENCY HOTEL SUITES</b>	Jalan Punchak Off, Jalan P Ramlee, Kuala Lumpur	+60 323-327-777
<b>PENANG</b>		
<b>EVERGREEN LAUREL HOTEL</b>	53, Persiaran Gumeu, 10250 George Town, Penang	+60 422-299-88
<b>EASTERN AND ORIENTAL HOTEL</b>	10 Lebuhr Farquhar, 10200, Penang	+60 422-220-00
<b>MALACCA</b>		
<b>EQUATORIAL HOTEL MALACCA</b>	Bandar Hilir, Malacca	+60 628-283-33
<b>BAYVIEW HOTEL</b>	Jalan Bendahara, Malacca	+60 628-398-88
<b>JOHOR BAHRU</b>		
<b>NEWYORK HOTEL, JOHOR BAHRU</b>	22 Jakan Dato Adbullah Tahir, Johor Bahru	+60 733-115-88
<b>AMARU JOHOR BAHRU HOTEL</b>	82C, Jalan Trus, Bandarm Johor Bahru	+60 726-688-88

## SINGAPORE

<b>IBIS BUDGET SINGAPORE, CLARKE QUAY</b>	20 Hong Kong Street, Clarke Quay	+65 6636-0888
<b>GRAND CENTRAL HOTEL</b>	22 Cavenagh Road/Orchard Road	+65 6737-9944
<b>SUPREME HOTEL, SINGAPORE</b>	15 Kramat Road, Orchard	+65 6737-8333
<b>HOTEL G SINGAPORE, BUGIS AREA</b>	200 Middle Rd.,	+65 6809-7988

## INDONESIA, BATAM

<b>HOLIDAY INN RESORT, BATAM</b>	Waterfront City, Batam City, Riau Islands 29422	+62 778 381-333
<b>NAGOYA HILL HOTEL</b>	Hill Batam, No. 1 Jl. Teuku Umar, Superblok	+62 778 403-4888



# Malaysia


Petronas  
Tower



Indonesian  
Girl Dancing



# Indonesia



Marina Bay Sands

# Singapore



# HOW TO APPLY FOR A TOURIST VISA FOR ENTERING 4 COUNTRIES

All citizens of ASEAN countries are granted tourist visa exemption to other member states. Tourists who require a visa for entering Indonesia, Malaysia, Singapore and Thailand can find for more information on page 137

## 2. APPLYING FOR A VISA

Fill out the visa application form with supporting documents according to the regulations of each country.

\*\*For applying for a visa to enter Indonesia, an invitation letter from an Indonesian national is also required.



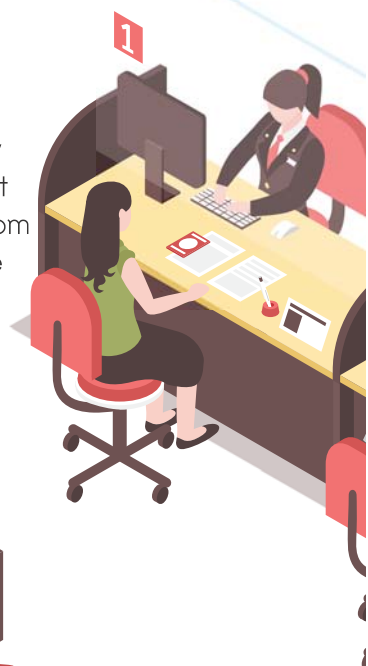
## 4. VISA PROCESSING TIME

Typically, Visa Processing Time takes about 3-10 days for a visa. It may be granted on the day of visa application, depending on the policy of the embassy or consulate operating in the visa application country.



## 3. INTERVIEW

Each destination country may interview or request additional documents from the visa applicant at the authorities' discretion.



## 1. VISA APPLICATION PLACE

For entering Thailand , Malaysia and Indonesia, apply for a visa at the embassy or consulate.

\*\*Singapore, apply for a visa at a Singapore agency abroad or at an authorized visa service company



## 5.VISA APPROVAL

After obtaining visa approval before entering any country, you must register by following the measures of each country. You can find more details on the following websites:

<b>Thailand</b>	<a href="https://tp.consular.go.th/">https://tp.consular.go.th/</a>
<b>Malaysia</b>	<a href="https://mysafetravel.gov.my/">https://mysafetravel.gov.my/</a>
<b>Singapore</b>	<a href="http://www.ica.gov.sg">www.ica.gov.sg</a>
<b>Indonesia</b>	<a href="https://kemlu.go.id/losangeles/en/news/11727/update-indonesia-travel-restrictions">https://kemlu.go.id/losangeles/en/news/11727/update-indonesia-travel-restrictions</a>



# CROSS-BORDER PROCEDURES



## DEPART FROM THAILAND TO MALAYSIA

### PART 1 TRANSLATION LICENSE PLATE INTO ENGLISH

You can make an application at Transport offices all over the country. The required documents are as follows:

1. Car registration or replacement certificate with a copy
2. Copy of passport or other documents used instead of passport (if any)
3. Copy of ID card
4. Copy of certificate of registration as a juristic person with English translation (In case the car owner is a juristic person)
5. Power of Attorney (In case of not doing it by yourself)
6. Copy of the identification card of the authorized person and the attorney

*Note: The applicant's name and the vehicle owner must be the same person in case of leasing or financing. Written consent from finance is required to allow you to take the vehicle out of Thailand. According to information from the website, to prevent the car from being stolen but most finance will not allow the car to be taken outside the country*

*Source : [https://www.dlt.go.th/th/implementation-law/view.php?\\_did=50](https://www.dlt.go.th/th/implementation-law/view.php?_did=50)*

### PART 2 SUBMITTED DOCUMENTS FOR TAKING A CAR OUT OF THE THAI BORDER

1. T.M. 2 : items relating to inbound and outbound vehicles
2. T.M. 3 : passenger account Documents to be submitted
  - 2.1 Copy of vehicle registration with tax information
  - 2.2 A copy of the driver's license

**For 1 vehicle, there must be 2 sheets of T.M. 2 and 2 sheets of T.M. 3 for crossing — border procedure.**

You can download the TM. 2 and TM. 3 forms at [https://www.immigration.go.th/en/?page\\_id=3202](https://www.immigration.go.th/en/?page_id=3202)

3. Buy car insurance for Malaysia and Singapore. They can be purchased at the Thai border checkpoint. The insurance price is 800–1,500 baht. It takes about 2–3 hours to make the insurance. However, if you contact the agent in advance, it will take less time. The agent will hand over the documents, which costs about 1,500 – 2,000 baht. Required documents as follows:

1. Copy of car registration letter translated into English
2. Photos of the car 4 sides (front, back, and sides)
3. Copy of the car owner's ID card
4. A copy of the identification card of the person authorized if is a vehicle registered in the name of a juristic person

Documents will be sent 2–3 days in advance and can pick up the documents upon arrival in Hat Yai. Or the documents will be sent to your home. The documents you will receive as follows:

1. Car insurance, valid for 1 month
2. ICP circle badge, 1 – month – old
3. 2 car registration stickers

*Note: For more information about insurance, contact the Office of Insurance Commission (OIC), call +66-025-153-999 or the OIC hotline, call 1185*



Examples of car stickers

## REQUIRED DOCUMENTS

### TO BE PRESENTED TO THE OFFICER :

1. Passport or border pass of all drivers and passengers.
2. Driving license SMART CARD.
3. Vehicle registration manual book (translated into English).
4. 3 copies of the owner's page.
5. 3 copies of the change of ownership page (if any).
6. 3 copies of the tax list page.
7. Original of power of attorney with stamp duty (10 baht/1 times and 30 baht/1 years).
8. 3 copies of power of attorney in case the car owner is not traveling with.
9. 3 copies of house registration and power of attorney, if the owner of the car or the car with finance is not traveling with .
10. 3 Copies of the identity card of the authorized person in case the owner of the car do not travel with.
11. 3 Copies of ID card of attorneys in case the car owner does not travel with.
12. 3 Copies of house registration of attorneys in case the car owner does not travel with

13. 2 Application forms of TM. 2 and T.M. 3.

14. Thai arrival and departure cards (TM 6) and Malaysia (IMM26 Card), which can be requested at the immigration checkpoint.

### PROCEDURE FOR TAKING A CAR OUT OF THAILAND INTO MALAYSIA

1. All drivers and passengers successfully passed the passport inspection process at the immigration checkpoint.
2. The drivers submits documentary evidence that must be presented to the customs officer to prepare a particular bill of lading.
3. When the car inspector and the documents are correct, a special declaration will be given to the driver to direct the car out of Thailand and show it to the border checkpoint when bringing the car back into Thailand.
4. If you have other vehicle items like video cameras or professional tools. Must notify the customs officer as evidence for tax exemption when returning to Thailand.

## DEPART FROM MALAYSIA TO THAILAND THE PROCESS OF PASSING THE CHECKPOINTS OF LEAVING MALAYSIA FOR THAILAND

1. The importer submits the original special cargo declaration. The customs officer at the border checkpoint will check the correctness.
2. If correct, the staff and the driver will sign the special declaration. Then, the car can be back to Thailand.
3. Recording officers cut off the car list brought back into the kingdom.

### ENFORCEMENT OF CONTRACTS

In the case of taking the car back after the specified period, will be fined 1,000 baht per day, but not more than 10,000 baht.

### MORE INFORMATION

- Passport must be valid for at least 6 months from entry into Malaysia.
- Driver's license with Smart Card can be used as a driver's license in 10 ASEAN countries.
- Original ID card (present at the Thai immigration checkpoint).
- Stamping at the Thai and Malaysian immigration checkpoints is free of charge.
- Thai passport holders are able to stay in Malaysia and Singapore for 30 days.

- For Thai customs, if the product is not sold abroad, no inspection is required.
- For Malaysia customs, if importing more Thai products that are subject to tax, taxes must be paid at the checkpoint, such as liquor, beer, cigarettes, and imported Thai goods that exceed the import limit.
- Travelers entering and leaving Malaysia must declare the amount of money they have during their trip.
- Malaysia allows Malaysian money in and out of the country up to 1,000 ringgit (1,000 RM) per person.
- Malaysia allows foreign currency that is not ringgit with unlimited number of entrances and exits.
- Can buy and top up the Malaysia Expressway Card (Auto Pass) at the gas station.
- Motorcycles are free of charge tolls. (There will be a dedicated running channel).
- Cars imported from Malaysia Must install a filter film showing the front 70%, sides 50%, and back 30%.

*Note: Both Thai and Malaysian immigration authorities may request documents for entering Malaysia. Depending on the current situation due to the status of the COVID-19 epidemic*

### Reference

[www.customs.go.th](http://www.customs.go.th)

<https://www.dlt.go.th>



## PERMITTED TYPES OF VEHICLES TO TRAVEL IN AND OUT OF THAILAND AND MALAYSIA

### THE TYPES OF VEHICLES ALLOWED ARE :

- Cars with no more than 9 passengers (including the driver)
- Trucks with a total weight not exceeding 3,500 kg.
- motorcycle

### THE TYPES OF VEHICLES THAT ARE NOT PERMITTED INCLUDE:

- Camper Cars / Motorhomes
- Heavy trucks or cargo trucks

### REQUIRED DOCUMENTS TO BE PRESENTED TO THE OFFICER:

- Passport of driver and passengers
- ASEAN Driving License/permit for ASEAN citizens or International Driving License/permit (International

Circulation Permit: ICP) for non ASEAN citizens

- Proof of car insurance from the country of origin

### THE BORDER POINTS BETWEEN THAILAND AND MALAYSIA

Tourists can travel in and out at the Padang Besar border checkpoint, Sadao border checkpoint and Betong border checkpoint. For vehicles and tourists from Malaysia and Singapore no need to go through customs clearance.

As of May 1, 2022, the border checkpoint has been opened for entry and exit at Sadao border checkpoint and Bukit Kayu Hitam checkpoint.

### SADAO BORDER CHECKPOINT, THAILAND

Open at 05.00 hrs.

Close at 11.00 hrs. (Thailand time)

### BUKIT KAYU HITAM CHECKPOINT, MALAYSIA

Open at 06.00 hrs.

Close at 24.00 hrs. (Malaysia time)

## DEPART FROM MALAYSIA TO SINGAPORE

### REQUIRED DOCUMENTS TO BE PRESENTED TO THE OFFICER:

- Passport of driver and passengers
- ASEAN Driving License/permit for ASEAN citizens or International Driving License/permit (International Circulation Permit: ICP) for non ASEAN citizens
- Vehicle Entry Permit (VEP)
- Autopass Card (you can temporarily rent it for ERP)
- Valid Tax and Insurance Labels
- Visitor's Permit: VP

### PROCEDURE FOR BRINGING A CAR FROM MALAYSIA INTO SINGAPORE

You can drive Malaysia-registered cars or motorcycles into and out of Singapore if you meet these requirements below:

1. Your vehicle must have valid road tax and valid vehicle insurance (with third party coverage) for use in Singapore.
2. When entering or exiting Singapore via the land checkpoints, you will need to use your Autopass Card to record your visit and pay entry and exit fees and charges.
3. Your vehicle must have a valid Vehicle Entry Permit (VEP). VEPs have validity period of 14 days which starts on the date of the vehicle's entry into Singapore, and thereafter on the date of payment during VEP renewal. To extend your vehicle's stay in Singapore, you will need to renew your VEP.

4. You will need to pay Electronic Road Pricing (ERP) charges if you use ERP priced roads during ERP operating hours. There are several payment methods available for cars and motorcycles.
5. You will need to settle all outstanding fines for your vehicle. (You can check online at [www.axs.com.sg](http://www.axs.com.sg) for outstanding offences.)
6. Use our calculator to check your entry and exit fees and charges to ensure that you have sufficient funds in your Autopass Card.
7. If you have made VEP fees payment and extension via AXS, please refer to your AXS payment receipt for the vehicle's 14 day VEP validity start date and extend the VEP 2 days before its next expiry.
8. You may only be allowed to drive a Malaysia registered car or motorcycle into Singapore if you do not belong to any of the following categories:
  - Singapore Citizen
  - Singapore Permanent Resident (PR)
  - Resident of Singapore
  - Long-Term Visit Pass or Dependant's Pass holder
  - Student's Pass holder
  - Training Employment Pass or Work Holiday Pass holder
  - Work Pass holder who is also a resident of Singapore
9. A person who is not a resident of Singapore but holds a Work Pass issued by the Ministry of Manpower must meet certain conditions to drive a foreign vehicle in Singapore.

รายการเกี่ยวกับพาหนะ  
INFORMATION OF CONVEYANCE

ขาเข้า INBOUND  
ขาออก OUTBOUND

เขียนที่.....  
WRITTEN AT

วันที่.....เดือน.....พ.ศ.....  
DATE MONTH YEAR

เรียน พนักงานเจ้าหน้าที่ตรวจคนเข้าเมือง.....  
TO IMMIGRATION OFFICER

ข้าพเจ้าขอแจ้งรายการเกี่ยวกับพาหนะดังนี้  
I WISH TO INFORM YOU OF THE CONVEYANCE AS FOLLOWS:

1. ประเภทพาหนะ.....  
KIND OF CONVEYANCE
2. ชื่อพาหนะ (ถ้ามี).....  
NAME OF CONVEYANCE (IF ANY)
3. หมายเลขทะเบียน.....  
REGISTRATION NO.
4. ชื่อเจ้าของพาหนะ.....  
NAME OF OWNER OF CONVEYANCE
5. เที่ยวบินที่.....  
FLIGHT NO.
6. รหัสเรียก (ถ้ามี).....  
CALL SIGN (IF ANY)
7. มาจากที่.....ประเทศ.....  
COMING FROM COUNTRY
8. จะเข้ามาถึงที่.....ประเทศไทย.....  
ARRIVING AT THAILAND
- วันที่.....เดือน.....พ.ศ.....เวลา.....นาฬิกา  
DATE MONTH YEAR AT HOURS
9. จะออกจากที่.....ประเทศไทย ไปยัง.....ประเทศ.....  
DEPARTING FROM THAILAND TO COUNTRY
- วันที่.....เดือน.....พ.ศ.....เวลา.....นาฬิกา  
DATE MONTH YEAR AT HOURS
10. มีคนประจำพาหนะรวม.....คน  
WITH THE CREW OF PERSON(S)
11. มีคนโดยสารจำนวนรวม.....คน  
WITH PASSENGER(S)
  - (1) ขึ้น/ลง.....คน  
EMBARKED/DISEMBARKED PERSON(S)
  - (2) ผ่านเปลี่ยนลำภายในสิบสองชั่วโมง.....คน  
TRANSFER WITHIN 12 HOURS PERSON(S)
  - (3) ผ่านกับลำเดิมภายในสิบสองชั่วโมง.....คน  
TRANSIT SAME CONVEYANCE WITHIN 12 HOURS PERSON(S)

ขอให้จัดพนักงานเจ้าหน้าที่ไปตรวจตามวันและเวลาที่กำหนดข้างต้น และข้าพเจ้ายินยอมเสียค่าทำการและค่าใช้จ่ายอื่นๆ ตามที่กำหนดไว้ในกฎหมาย

KINDLY SEND YOUR OFFICIALS TO INSPECT THE CONVEYANCE ON THE DATE AND TIME AS MENTIONED ABOVE AND I UNDERTAKE TO PAY OVERTIME FEES AND OTHER EXPENSES AS STIPULATED BY THE LAW.

ขอแสดงความนับถือ  
YOURS SINCERELY,

ลายมือชื่อ.....  
SIGNATURE

(.....)  
เจ้าของหรือผู้ควบคุมพาหนะ  
OWNER OR MASTER OF CONVEYANCE



## TM. 3

ของบริษัท ..... ขาออก  
OWNED BY ..... OUTBOUND

จาก ..... ถึง .....  
FROM ..... TO .....

วันที่ ..... เดือน ..... พ.ศ. ....  
 DATE MONTH YEAR

ออกจาก ..... ไปยัง .....  
 DEPARTING FROM ..... TO .....

[illegible]

ลายมือชื่อ.....ผู้ควบคุมพาหนะ  SIGNATURE MASTER OF COVEYANCE  (.....)	ลายมือชื่อ.....พนักงานเจ้าหน้าที่ ตรวจคนเข้าเมือง  SIGNATURE IMMIGRATION OFFICER  (.....)
ลายมือชื่อ.....เจ้าของพาหนะ หรือตัวแทน  SIGNATURE OWNER OF OVEYANCE OR AGENT  (.....)	ลายมือชื่อ.....แพทย์ตรวจคนเข้าเมือง  SIGNATURE IMMIGRATION HEALTH OFFICER  (.....)

## DEPART FROM SINGAPORE TO MALAYSIA

### REQUIRED DOCUMENTS TO BE PRESENTED TO THE OFFICER:

- Passport of driver and passengers
- ASEAN Driving License/permit for ASEAN citizens or International Driving License/permit (International Circulation Permit: ICP) for non ASEAN citizens
- Vehicle registration manual book (The driver must be the owner of the vehicle, if not the owner, there must also be a document consenting from the owner of that vehicle.)
- Proof of car insurance from the country of origin

### PROCEDURE FOR DRIVING FROM SINGAPORE INTO MALAYSIA

No restriction for driving cars across the border

into Malaysia If you have complete and correct documents.

*Note:*

- Drivers should apply for a VEP card/Autopass card online. You can find further information and instructions on the LTA's One Motoring website.
- Malaysia's Johor Bahru and Singapore's Woodlands open 24 hours
- Traveling in Singapore by private car is inconvenient for parking. It's recommended to use public transport.
- Please check about parking and parking fees before booking the accommodation.

### THERE ARE TWO BORDER CHECKPOINTS BETWEEN SINGAPORE AND MALAYSIA:

- Woodlands Checkpoint and Tuas Checkpoint





## DEPART FROM SINGAPORE TO BATAM ISLAND INDONESIA

### REQUIRED DOCUMENTS:

- Passport with at least 6 months' validity
- Round-trip ferry ticket
- Health insurance documents
- Confirmation of booking confirmation and payment for accommodation on Batam Island

More information can be found at <https://www.imigrasi.go.id/en/dokumen-informasi-publik/>

## DURING TRAVEL IN BATAM ISLAND

Tourists need to contact a van rental company or tour operator in Batam before the travel date to be picked up at Batam Island pier upon arrival.


ARRIVAL CARD	FLIGHT NO. / VESSEL NAME / VEHICLE REG. NO.	DEPARTURE CARD
<p>Please write clearly - use block letters * = Put a check mark (✓) in the suitable box.</p> <p>RI27766247</p> <p>FULL NAME (as appears in Passport)</p> <p>SEX* <input type="checkbox"/> MALE <input type="checkbox"/> FEMALE</p> <p>NATIONALITY</p> <p>PLACE OF BIRTH</p> <p>DATE OF BIRTH (DD-MM-YYYY)</p> <p>PASSPORT NUMBER</p> <p>PLACE OF ISSUE</p> <p>DATE OF EXPIRY (DD-MM-YYYY)</p> <p>COUNTRY OF RESIDENCE</p> <p>LAST PLACE / PORT OF EMBARKATION</p>	<p>FLIGHT NO. / VESSEL NAME / VEHICLE REG. NO.</p> <p>OCCUPATION*</p> <p>PURPOSE OF VISIT*</p> <p>ACCOMMODATION*</p> <p>INTENDED LENGTH OF STAY</p> <p>ADDRESS IN INDONESIA</p> <p>FOR OFFICIAL USE</p> <p>PASSENGER SIGNATURE</p>	<p>Please write clearly - use block letters * = Put a check mark (✓) in the suitable box.</p> <p>RI27766247</p> <p>FULL NAME (as appears in Passport)</p> <p>SEX* <input type="checkbox"/> MALE <input type="checkbox"/> FEMALE</p> <p>NATIONALITY</p> <p>PASSPORT NUMBER</p> <p>PLACE OF ISSUE</p> <p>DATE OF EXPIRY (DD-MM-YYYY)</p> <p>IMMEDIATE DESTINATION</p> <p>FLIGHT NO. / VESSEL NAME / VEHICLE REG. NO.</p>

sample of immigration card entering Indonesia


## 9 STEPS TO CHECK THE CONDITION OF THE CAR BEFORE TRAVELING



1. **Battery check** Ensure that the battery is intact and clean salt stains on the battery terminals. Check the distilled water level and the tightness of the battery terminals.
2. **Wheels and tires** Check the tire tread depth. The tire must not leak. Inflate the tires. The wheels should be in perfect condition, not crooked, not warped. Tighten the wheel nuts. The spare wheel must be ready to be used in case of a tire breaks on the way.
3. **Check the undercarriage** Check the condition of the car's undercarriage. Check the center of gravity to ensure that the steering wheel is stable while driving, and check various parts of the suspension, such as ball joints. If there is a problem, have a mechanic to fix it before traveling.
4. **Check brake fluid level and brake system** Need to check carefully because it is essential for safety in driving, especially during long trips.
5. **Check the lighting system** Ensure that headlights, rear lights, turn signals, fog lights, emergency lights, and interior lighting are in perfect condition.
6. **Check engine Oil** Measure the oil level. Engine oil should have at least 1 liter for emergency use.
7. **Check the radiator, hoses, and coolant system** During a long journey, they must be in good condition.
8. **Check camera** Ensure that it can be used. Adjust the angle to install the camera. You can open and watch the video backward. The date and time must match the current time. Lens must be clean. The car's charging system must be ready.
9. **The car tool kit** Have all the car tool kit : spare tire, jack, wheel removal tool kit, battery cable, tow cable, and flashlight. They must be in good condition.








## PREPARATION BEFORE TRAVELING

1. Find information about countries and cities before traveling. Plan the period for travel to have enough time for vacation.
2. Study the prohibitions, precautions, regulations, or safety measures from COVID-19 in each country and city
3. Learn the procedures and rules for taking a car out of any country and permission procedure. Prepare documents before traveling
4. Study weather during travel. Prepare the dress and what to use during the weather conditions.
5. Check and prepare the documents required for submission through the immigration checkpoint of that country. Some countries require a visa. If you need a visa, learn more about the required documents and how to submit them. Including duration to process the visa
6. Download an application to be a navigation (GPS) and learn how to use. And make sure that you can use it to navigate in countries. Moreover, load the Google Translate application for communicating with local people.
7. Study the culture and traditions of each country to arrange the appropriate attire.
8. Make a list of necessary personal belongings before packing and can be used in that country, such as personalized medicine, generic medicine, etc.
9. Prepare cash during the trip and exchange to local currency from your country. Keep cash in 3-4 separate places to prevent loss and theft. Recommend to have a credit card as a backup.
10. Recommend to prepare a small notebook to keep your memory during the trip and the detail of expenses for planning your next trip. It will help to control expenses while traveling as well.
11. Bring a spare battery and a memory card for a camera and a cell phone.
12. Be sure to have a long power extension cord because the socket may be far.
13. Suggest to prepare a universal plug adapter due to difference socket in each country.
14. Prepare a small bag if you want to separate your belongings for the convenience of staying in various accommodations.
15. Book accommodation before traveling. It will reduce the cost the accommodation than walking in. You can book a room through the application.
16. Inform the phone number of the accommodation to your relative in case they cannot contact you.
17. Check for roaming service for using phone and the Internet in each country.

# VISA EXEMPTION



## VISA EXEMPTION FOR THAILAND

**Countries allowed to enter Thailand under the Visa Exemption Rule can stay in Thailand for no more than 14-90 days, such as:**

AUSTRIA, BELGIUM, BAHRAIN, BRUNEI DARUSSARAM, CANADA, CZECH, DENMARK, FINLAND, FRANCE, GERMANY, GREECE, HONG KONG, HUNGARY, ICELAND, INDONESIA, IRELAND, ISRAEL, ITALY, JAPAN, KUWAIT, LIECHTENSTEIN, LUXEMBOURG, MALAYSIA, MONACO, NETHERLAND, NEWZEALAND, NORWAY, OMAN, PHILIPPINES

**For more countries are available at :**

<https://consular.mfa.go.th/>, titled "Public Services" and "Visa and Travel Documents for foreigner"

## VISA EXEMPTION FOR MALAYSIA

US nationals do not require a visa except for working. All Asian citizens are allowed to enter Malaysia without visa for stays of less than 1 month, except Myanmar. Visa is required if staying more than 1 month, except Brunei and Singapore. Some countries, such as Israel, require a visa. Countries that can enter Malaysia without a visa for stays of less than 1 month, for example: AFGHANISTAN, ANGOLA, BHUTAN, BURKINA FASO, BURUNDI, CHINA, COLUMBIA, COMOROS, DEMOCRATIC REPUBLIC OF THE CONGO, COTE D'IVOIRE, DJIBOUTI, EQUATORIAL GUINEA, ERITREA ,ETHIOPIA, GUINEA BISSAU, HONG KONG, INDIA, LIBERIA, MALI, , NEPAL RWANDA,SERBIA, MONTENEGRO, TAIWAN

**For more countries are available at :** <https://www.malaysia.gov.my/portal/content/133>



## VISA EXEMPTION FOR SINGAPORE

Countries allowed to enter Singapore under the Visa Exemption Rule can stay in Singapore for no more than 30-90 days,

such as : ALBANIA, ANDORRA, AUSTRIA, BELARUS, BELGIUM, BOSNIA AND HERZEGOVINA, BULGARIA, CROATIA, CYPRUS, CZECH, DENMARK, ESTONIA, FINLAND, FRANCE, GERMANY, GREECE, HUNGARY, ICELAND, IRELAND, ITALY, KOSOVO, LATVIA, LIECHTENSTEIN, LITHUANIA, LUXEMBOURG, MALTA, MOLDOVA, MONACO, MONTENEGRO, NETHERLAND


For more countries are available at : <https://www.guideconsultants.com>

## VISA EXEMPTION FOR INDONESIA

Most tourists can enter Indonesia without a visa and stay in the country for 30 days. However, some countries require a visa from the embassy before being allowed to enter the country. All tourists must hold a passport with at least 6 months of validity.

For more countries are available at :

<https://kemlu.go.id/bangkok/en/read/visa-exemption-facilities-free-visa/2726/etc-menu>



# MAKING AN INTERNATIONAL CALL



## THAILAND

Cellular network and the use of mobile phones in Thailand

- It is recommended to change the SIM to a prepaid SIM using a Thailand network to save cost. Thailand's networks are AIS, DTAC, and TRUES network.
- Present the original passport at the point of purchase for identity verification for buying a SIM card in Thailand. It can be purchased along the Thai-Malaysian border, in Mobile phone shops or convenience stores, 7-11 stores.
- For international calls to Thailand, dial (00) or (+) and country code (66) and the province code (e.g., 76 is Phuket) or the first three digits of a mobile phone (e.g., 098, omit 0. exit) and phone number. For example +66 98-123-4567 .
- Check international calls price rates before making a call.
- Free Wi-Fi is available at tourist attractions, malls, or some restaurants

---

## MALAYSIA

Cellular network and mobile phone use in Malaysia

- It is recommended to change the SIM to a prepaid SIM using the Malaysian network to save cost.
- Malaysia's networks are as follows: Maxis, Hotlink, Umobile, Celcom, and Digi network. Maxis or Hotlink networks are recommended because the signal is more stable than other networks.
- Present an original passport to verify your identity at the point of purchase for buying SIM card in Malaysia. You can purchase it along the Thai-Malaysian border, in Mobile phone shops or convenience stores, 7-11 stores in Malaysia. In Malaysia, Domestic buying is cheaper.
- For international calls to Malaysia, dial (00) or (+) and country code (60) and the state code (e.g., 03 is Kuala Lumpur and a phone number. For example, +60 03 1234 5678
- Check international calls price rates before making a call
- Free Wi-Fi is available at tourist attractions, malls, or some restaurants

---

## SINGAPORE

Cellular network and the use of mobile phones in Singapore

- It is recommended to change the SIM to a prepaid SIM that uses Singapore's network to save cost.
- Singapore's networks are Singtel, Starhub, and M1 network. Most of the people in Singapore use the Singtel network.
- Present the original passport at the point of purchase to verify your identity for buying SIM card in Singapore. You can purchase at convenience stores and Shops near the Malaysia-Singapore border immigration, Mobile phone shops or by the gas station.
- For international calls to Singapore. Dial (00) or (+) and country code (65) and a phone number. For example +65 1234 5678.
- Check international calls price rates before making a call.
- Free Wi-Fi is available at Tourist attractions, MRT stations, shopping malls, and restaurants



## INDONESIA (BATAM ISLAND)

Cellular network and mobile phones in the Indonesian network

- You can use Singapore network SIM but the call charges are expensive.
- Network of Indonesia Network at Batam Island, including Simpati Network and Indosat Network.
- Present an original passport for identity verification at the point of purchase for buying SIM card in Indonesia. You can purchase them at Batam Center Pier, a shopping mall in the island's downtown, Mobile phone shops.
- For international calls to Batam Island.,for Indonesia, press (00) or (+) and country code (62), and the city code (e.g. 778 is Batam Island and a phone number. For example e.g. +62 778 123-4567
- Check international calls price rates before making a call.

## EMERGENCY PHONE NUMBER

### THAILAND

Tourist Police	1155
Emergency Ambulance	1669
Tourist Information/Tourist Police	1672

### MALAYSIA

Police & Ambulance	999
Tourist Police Hotline	+60 032-149-6590

### SINGAPORE

Police Emergency	999
Emergency Ambulance and Fire	995
Singapore Roadside Assistance	+65 6748-9911

### INDONESIA

Police/General Emergencies	110 or 112
Tourist Information	+62 213 838-899

## COMMON WORDS FOR TOURISTS WHEN GOING ABROAD



THAI	ENGLISH	BAHASA MELAYU	MANDARIN
Sawaddee	Hello.	Selamat Datang	Nǐ hǎo
Sabai Di Mai?	How are you?	Adakah anda baik?	Nǐ hǎo ma?
Chan Sabai Di	I am fine.	Saya Sihat	Wǒ hěn hǎo
Khopkhun	Thank you.	Terima Kasih	Xièxiè
Khothot	I am sorry.	Maafkan Saya	Duì bù qǐ
La Kon	Good Bye.	Selamat Tinggal	Zài jiàn
Ran Ahan	Restaurant	Restoran	Cāntīng
Hongnam	Toilet	Tandas	Xǐshǒujiān
Chan Tongkan Sang Ahan	I would like to order food.	Saya ingin memesan makanan.	Wǒ xiǎng dìngcān.
Kho Menu Duai Kha / Khrap Kho Du Menu Noi Dai Mai Kha / Khrap	May I have a menu? / Could I see the menu, please?	Saya ingin melihat menu.	Wǒ xiǎng kàn càidān.
Mi Menu Arai Naenam Mai Kha / Khrap	What do you recommend?	Apa yang awak cadangkan?	Nǐ yǒu shé me jiànyì ma?
Chan Phae ...	I am allergic to ... (food)...	Saya alah kepada	Wǒ duì guòmǐn
Chan Kho Nam Duem Dai Mai?	May I have some water, please?	Boleh saya minta air?	Wǒ kěyǐ hē diǎn shuǐ ma?
Khun Rap Bat Khredit Mai Kha / Khrap	Do you accept credit card?	Adakah anda mengambil kad kredit?	Nǐ ná xìnyòngkǎ ma?
Kho Du Bin Dai Mai Kha / Khrap	May I have bill, please?	Boleh saya dapatkan bil?	Wǒ kěyǐ yào zhàngdān ma?
Rakha Thaorai	How much does it cost?	Berapa harganya?	Tā yào duōshǎo qián?
Mi Sai .... Mai Kha/ Khrap	Do you have this in a size .... ?	Adakah anda mempunyai saiz?	Nǐ yǒu chǐmǎ ma?



THAI	ENGLISH	BAHASA MELAYU	MANDARIN
Lot Rakha Hai Noi Dai Mai?	Can you give me a discount?	Boleh bagi saya diskaun?	Nǐ Néng gěi wǒ dǎzhé ma?
Chan Kho Long An Ni Dai Mai?	Can I try this on?	Boleh saya Cuba ini?	Wǒ kěyǐ shì shì zhège ma?
Chan Tongkan Pai ...	I would like to go to + Place	Saya hendak pergi...+ Place	Wǒ hěn xiǎng qù...
Chan Cha Pai Thi Nan Dai Yangrai?	How could I get there?	Bagaimana saya boleh sampai ke sana?	Wǒ zěnmé néng dào nǎlǐ?
Hongnam Pai Thang Nai Kha/Khrap?	Do you know where the toilet is?	Adakah anda Tahun di mana tandas?	Nǐ zhīdào xǐshǒujiān zài nǎlǐ ma?

# MEASURES FOR ENTERING TO 4 COUNTRIES DURING COVID-19

## THAILAND MEASURES FOR ENTERING THAILAND SINCE 1 JULY 2022



- Upon arrival, present the complete vaccination certificate or RT-PCR / Professional ATK test results issued within 72 hours before departure. Health insurance is not required.

### Vaccination criteria for entering Thailand under 5 years old

- Can enter Thailand under the same scheme as their guardians if accompanied by their guardians.

### Age from 5-17 years

- Be able to travel alone. If vaccinated with at least 1 dose of COVID – 19 at least 14 days before travel
- If unvaccinated but accompanied by guardians can enter Thailand under the same scheme as their guardians if accompanied by their guardians.

### Age 18 years and over

- Must be vaccinated at least 14 days before travel.

**Note:** Persons who are vaccinated with at least 1 dose of COVID – 19 vaccine after their recovery from COVID – 19 infection (must have a medical certificate certifying their recovery) are considered fully vaccinated.

### Accepted Vaccines in Thailand

- CoronaVac (Sinovac)
- AstraZeneca (Vaxzevria, Covishield)
- Pfizer-BioNTech (Cormirnaty)
- Moderna
- COVILLO (Sinopharm)
- Janssen (Johnson & Johnson)
- Sputnik V
- Covaxin
- Novavax / Covavax
- Medigen
- TURKOVAC / ERUCOV-VAC
- Sputnik Light

## Mixed vaccination

Thailand fully recognizes mixed vaccination. The second dose needs to be administered based on the recommended timeframe for each vaccine type (first dose)



**Case 1,** 2<sup>nd</sup> dose after 2 weeks (1<sup>st</sup> dose: Sinovac)

**Case 2,** 2<sup>nd</sup> dose after 3 weeks (1<sup>st</sup> dose: Pfizer-BioNTech : Sinopharm, Sputnik V, Novavax / Covavax)

**Case 3,** 2<sup>nd</sup> dose after 4 weeks (1<sup>st</sup> dose: AstraZeneca, Moderna, Covaxin, Medigen, TURKOVAC/ ERUCOV-VAC)

### Note

1. To be considered fully vaccinated, your 2<sup>nd</sup> dose must be administered at least 14 days before your travel
2. Those vaccinated with the 1<sup>st</sup> dose of Janssen (Johnson & Johnson) or Sputnik Light are considered fully vaccinated.


Reference sources

<https://oslo.thaiembassy.org>

Select topic "Visiting Thailand" "Enter Thailand (During COVID-19)" and "Updated measures on traveling to Thailand from 1 July 2022", the Department of Consular Affairs, Ministry of Foreign Affairs



# MALAYSIA



## MEASURES FOR ENTERING MALAYSIA SINCE 1 AUGUST 2022

**The Malaysian government has announced the relaxation of entry requirements for travelers as follows:**

- All travellers are allowed to enter regardless of their COVID-19 vaccination status.
- All travellers are no longer required to obtain the Traveller's Card.
- All travellers are no longer required to take a COVID-19 pre-departure and on-arrival test for (either RT-PCR or RT-ART).
- Quarantine upon arrival is no longer required.
- MySejahtera application is not mandatory but travellers are encouraged to download and register.
- Upon arrival, all travellers will go through a thermal screening conducted by the airport health authorities.

- Travellers who test positive while in Malaysia must undergo isolation via Home Surveillance Order (HSO) for seven (7) days.
- Travellers can be released from isolation on the 4th, 5th or 6th day when they are asymptomatic and the RTK Ag test (professional) is negative.

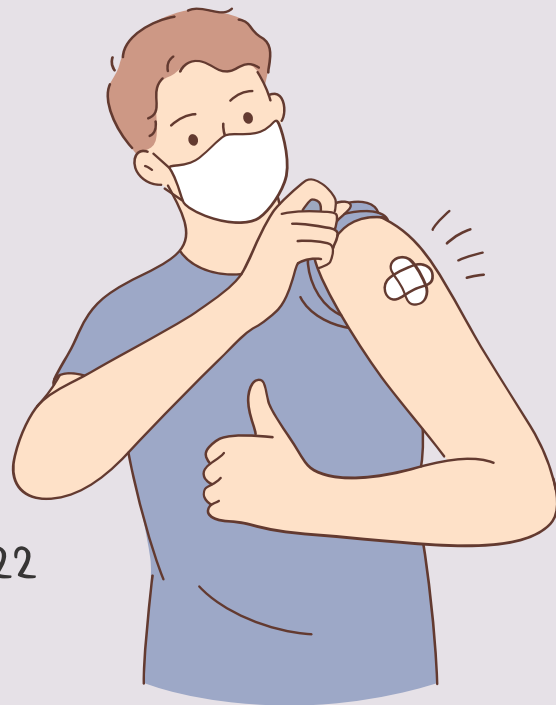
### *Resources*

<https://support.airasia.com/s/article/Travel-Requirements-Malaysia?language=en>

<https://mysejahtera.moh.gov.my/en/>



# SINGAPORE



## MEASURES FOR ENTERING SINGAPORE SINCE 29 AUGUST 2022

### Fully Vaccinated Tourists

- No need to buy Covid-19 insurance.
- No need to fill out a form. to enter Singapore
- No need to test for Covid-19 before traveling to Singapore. and when arriving in Singapore
- No need to quarantine.
- Application "Trace Together" is not required (but should be provided for convenience in cases where the status of vaccination against Covid-19 is required)

### Not Fully Vaccinated Tourists

- Tested for Covid-19 and tested negative within 2 days before travel to Singapore.
- Upon arrival in Singapore. No need to quarantine at a hotel or hospital for 7 days.

## REQUIRED DOCUMENTS

1. Documents certifying that they have been fully vaccinated against Covid-19
2. Accommodation information in Singapore
3. SG Arrival Card form, which you can fill out 3 days in advance via <https://eservices.ica.gov.sg/sgarrivalcar> or Application "My ICA"
4. For tourists who are not fully vaccinated, have to prepare evidence of testing for Covid-19 showing negative results to the authorities upon arrival in Singapore



**ICA**  
Securing Our Borders,  
Safeguarding Our Home




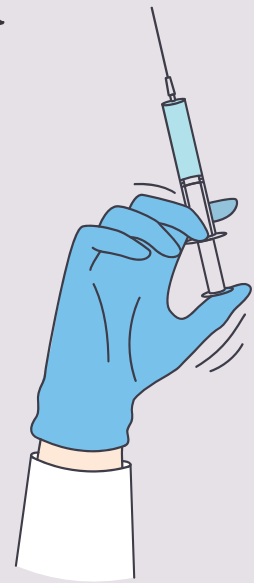
## TRAVELLING ACROSS THE SINGAPORE BORDER BY CAR OR PERSONAL MOTORCYCLE

Travelers with fully vaccinated and children aged 12 years and under are able to travel to Singapore without having to test for Covid-19 and no need for quarantine. They also do not need to check the Pre-Departure Test (PDT) and Antigen Rapid Test (ART) and do not need to log into the Stay-Home Notice (SHN) system and fill in the Vaccinated Travel Pass, which requires documents. Only have a passport with at least 6 months validity and a Vehicle Entry Permit (VEP) to show to the officer at the checkpoint.

Tourists can submit documents for vaccination against Covid-19 before traveling at <https://safetravel.ica.gov.sg> and tourists must obtain a certificate of complete Covid-19 vaccination at least 14 days before departure from the country of origin.

Children aged 12 years and under and those exempt from vaccination against Covid-19 do not need to present this certificate.

Fully vaccinated tourists who have recently recovered from Covid-19 infection. Vaccinated-Recovered Portal (<https://go.gov.sg/vcp-portal>) can be used to submit a medical certificate before departure to be exempt from the examination of Pre-Departure Test (PDT) and Antigen Rapid Test (ART)



## WEARING A MASK

Visitors can remove masks while inside buildings and outdoor areas. Except when using public transport and high-risk areas such as hospitals, which still need to wear masks.

### Resources

[https://www.visitsingapore.com/th\\_th/travel-guide-tips/travel-requirements/](https://www.visitsingapore.com/th_th/travel-guide-tips/travel-requirements/)

<https://safetravel.ica.gov.sg>

<https://www.iatatravelcentre.com/international-travel-document-news/1580226297.htm>

(<https://www.iatatravelcentre.com/world.php>) COVID-19 Travel Regulations Map\* (powered by Timatic)

<https://www.cnn.com/2022/08/24/singapore-non-fully-vaccinated-travelers-dont-need-quarantine-from-monday.html>



# INDONESIA



## MEASURES FOR ENTERING INDONESIA SINCE 21 MAY 2022

1. Tourists must have health insurance. The limit for medical expenses that cover the treatment of Covid-19 infection is not less than 25,000 USD.
2. Present documents/certificates/International QR code confirming 2 doses of Covid-19 vaccination at least 14 days before departure from the country of origin. The certificate must be issued in both English and local language of the country where the traveler was vaccinated. If under 18 years of age, proof of vaccination against Covid-19 is not required.
3. Show a negative Covid-19 PCR or RTPCR test result no later than 48 hours before departure. The results of the examination must be in English.
4. People who have not been vaccinated against Covid-19 due to medical restrictions. Proof or a letter from an official doctor or hospital is required.
5. People who have been infected with Covid-19 but recovered for 30 days prior to travel must have RT-PCR screening upon arrival in Indonesia; and attach an International Recovery Certificate or a medical certificate from your own country.

6. Register for vaccination from abroad at the Ministry of Public Health website. [https:// vaksinln.dto.kemkes.go.id/sign/in](https://vaksinln.dto.kemkes.go.id/sign/in) and load the Application "Pedulilindungi" before departure. Fill out the form for Indonesian e-HAC (Health Alert Card), and you will receive a QR Code that you can scan when entering a shopping mall, restaurants or any public place. You can get help downloading this app from the staff at the checkpoint.
7. For those who have never been vaccinated against Covid-19 and found a positive RT-PCR test result, they will need to receive 1 dose of Covid-19 vaccination in a hotel or quarantine facility after they have recovered or when the second RT-PCR result is negative.
8. Those who have never been vaccinated against Covid-19 or are only vaccinated against Covid-19 must be quarantined for 5 days and responsible for their own expenses. You can find a list of quarantine accommodations at [https:// quarantinehotelsjakarta.com](https://quarantinehotelsjakarta.com)
9. While entering the checkpoint, if you have symptoms indicating that you are infected with Covid-19 or have a body temperature higher than 37.5 degrees Celsius. You need to repeat the RT-PCR test and wait for the results. If the result is negative, be able to travel. If positive, persons with mild or asymptomatic symptoms will be quarantined for 5 days at their accommodation. They will have another RT-PCR test on the 4th day of the quarantine. Over 18 must have a parent, guardian, or accompanying person to supervise and abide by the regulations.

### Resources

<https://www.mfa.gov.sg/countries-regions/i/indonesia/travel-page>





# TRAFFIC AND DRIVING REGULATIONS

## THAILAND



- Driving in Thailand, the steering wheel is on the right. Drive in the left lane
- On highway roads, the speed limit is not more than 90-120 km/h. On expressways, the speed limit is not more than 100-110 km/h. Please notice from the roadside speed limit warning signs.
- Traffic lights are used for controlling. Green light means "Go". Yellow means "Prepare to go / stop" and red means "Stop".
- Some junctions have traffic lights but may free left turn or free right turn, please notice the traffic sign on the left before reaching the intersection.
- Fasten your seat belt while driving.
- Do not talk on the phone while driving.
- Taking the expressway need to be paid in cash (Those who have been in Thailand for a long time may use the EASY PASS card)

### Gas Station in Thailand

- Gas stations can easily found on highways and expressways such as PTT, Bangchak, CALTEX, SHELL, ESSO, PT, COSMO.
- Most of gas service in Thailand have staff for refueling.

### Types of oils in Thailand

- GASOLINE
- GASOHOL 95
- GASOHOL 91
- E20
- E85
- PREMIUM DIESEL
- DIESEL
- DIESEL B7
- DIESEL B20

## MALAYSIA



- Driving in Malaysia, the steering wheel is on the right. Drive in the left lane
- Malaysia has highway roads. (Speed limit not exceeding 90 km/h) and expressway (speed limit not exceeding 110 km/h)
- Traffic lights are used for controlling. Green light means "Go". Yellow means "Prepare to go / stop" and red means "Stop"
- Fasten your seat belt while driving.
- Do not talk on the phone while driving.
- Using the expressway without cash is necessary to purchase a "Touch n' Go" smart card. The price is RM10. You can buy this card at gas stations, expressway service units, train stations, and some convenience stores. It can also use smart cards to pay for parking where parking fees are charged.

### Gas station in Malaysia

- Petronas Caltex, Shell, S Five stations are easily found on highways and freeways. Most of refueling in Malaysia have to fill it by yourself. If you want to fill the dispenser, which number, gasoline or diesel, and how many ringgits, inform the cashier

### Types of oils in Malaysia

- Gasoline RON95 (some stations reserved for Malaysian cars)
- Gasoline RON97
- Diesel
- Diesel Euro 5 (B7)

## SINGAPORE



- Driving in Singapore, the steering wheel is on the right and drives in the left lane.
- The speed limit in the city center is no more than 50 km/h, and on expressways, the speed limit is 70-90 km/h.
- The law requires permission to turn on the headlights from 19.00 hrs. to 07.00 hrs. the next day and to be able to turn on the headlights. If the sky is overcast during heavy rain
- Traffic lights are used for controlling. Green light means "Go". Yellow means "Prepare to go / stop" and red means "Stop".
- Do not turn on the turn signal during the red light because it is illegal. The turn signal can only be turned on when the light is green.
- Beware of pedestrians crossing the crosswalk. If someone is about to cross a crosswalk, stop the car before the crosswalk. Singapore laws are strict on this matter.
- Fasten your seat belt while driving.
- While driving, use hands-free headphones to talk on the phone.
- Buy a Singapore Tourist Pass-STP, an EZ-Link prepaid card, starting at S\$10. It can be used on expressways or MRT buses and to pay for parking in places with a parking fee. You can buy it at Transit Link Ticket Office, which has branches all over Singapore, STP kiosks, BTS stations, bus stations, and convenience stores. or can view details of card usage at <https://simplygo.transitlink.com.sg/>

### Gas station and oil in Singapore

- Gas stations in Singapore are Shell, Caltex, Esso, SPC, OMV stations.
- Most refueling have to fill it by yourself. But some pumps have staff to fill up.

### Types of Malaysian gas that Thai cars can use : (Update information as of 5 Jan. 2022)

- Gasoline Regular 92
- Premium 95 gasoline
- Petrol Platinum 98
- Diesel



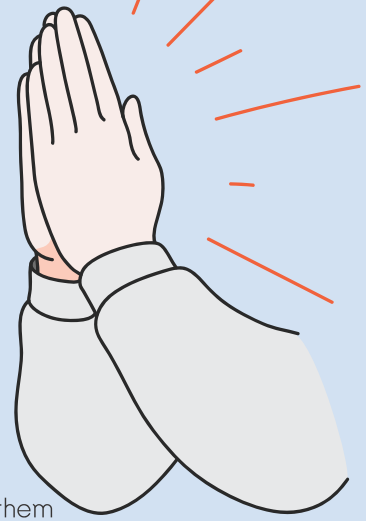
# Dos & Don'ts



## THAILAND



"sawaddee"



## DOS AND DON'TS IN THAILAND

### 1. THINGS TO DO

- Greet and show respect by paying respect and saying "Sawaddee"
- Smile to each other to show friendliness.
- Stand up straight to show respect and respect for the national institution when hearing the Thai National Anthem.
- Stand up to show respect to the monarchy when hearing the Thai Royal Anthem in theatre or cinema.
- Remove shoes when entering houses or religious places such as shrines, temples, etc.
- Bring souvenirs to show goodwill when visit anyone. And homeowners should prepare some food to welcome guests.
- Thai people do not call each other by their real names. They are called by their nickname if they are close and familiar with each other. Use the prefix "Khun" for politeness.
- Thai people prefer to eat with spoons and forks.
- Thai people will be respectful by honoring the elders and essential people
- When eating together, Thai people honor the elders by eating first.

### 2. THINGS NOT TO DO

- Do not act in violation or insult national institutions, religion and the Thai King
- Thai people hold their heads as the highest thing. Do not touch or pass things over your head. This is considered impolite.
- Thai people consider feet as the lowest thing and should not use their feet to point, kick or walk over people or things such as food, books, etc.
- Buddha image is respected by Thai people. Don't take any action that represents profanity, or disrespect, such as climbing or placing in inappropriate places.
- Do not dress in black in various auspicious ceremonies such as weddings, visiting patients, birthdays, etc.
- Do not show affection by hugging and kissing in public or religious areas.
- Do not dress impolitely, such as in a short or off-the-shoulder dress when entering a religious place or an important place.
- Do not take any action making others feel ashamed and lose face in public or in front of the public.
- Should not greet Thai people, especially ladies, by hugging or kissing
- Do not talk or chew food loudly while eating.

Sourced by the Ministry of Culture

[https://www.doe.go.th/prd/assets/upload/files/strategy\\_th/20c6407b730d40a01079370502410e4d.pdf](https://www.doe.go.th/prd/assets/upload/files/strategy_th/20c6407b730d40a01079370502410e4d.pdf)





## DOS AND DON'TS IN MALAYSIA

### 1. THINGS TO DO

- Dress modestly in every particular place, religious places and in public.
- Remove hats and shoes before entering other religious places and homes to show respect.
- Stand to pay respects to the priest when they enter the place.
- Greet people you know in a polite manner. Hold your hand and place your right hand over your left chest with a slight bow. This is called a heartfelt greeting.
- If you are going to visit someone's home, should call in advance so that the homeowner has time to prepare.
- You can show a slight "burp" to the person who cooks your food to show appreciation for delicious food.

### 2. THINGS NOT TO DO

- Do not use the index finger to point at things in public places because it was an expression of rudeness. If you want to point, use your thumb only.
- Do not show affection for each other, such as hugging, kissing, or kissing in public.
- Do not drink alcohol or intoxicants because Muslims do not drink alcohol
- Do not carry or use drugs, which is a severe legal penalty for life.
- Man should not touch or hit by an unknown woman
- Do not touch or touch other people's heads, both known and unknown, because it is considered disrespectful
- Do not shout or use loud noises in public.





## DO'S AND DON'TS IN SINGAPORE

### 1. THINGS TO DO

- Cross the road at the crosswalk only. Stand or walk on the right side. For example, if you go up by the escalator and want to stand must stand on the left But if you're going to walk, travel on the right.
- Recommend to have cash with you. Because Singapore have many vending machines such as snack cabinets, water dispensers, and various ticket dispensers. Therefore, you should take some coins with you.
- Use words that show respect for others. Do not insult or refer to religion or politics because Singapore is a country with many races and religions. Therefore, be careful when speaking to avoid infringement of rights.
- Have a queue in Singapore. It's a respect for those who come first and also discipline.
- Singapore, like other ASEAN countries, honors the elderly. They will respect and take care of the elderly like family members.
- Use public transport rather than private cars because Singapore doesn't have a lot of space for parking. In addition, the cost of parking in public places is expensive. Therefore, various transportation systems that are easily accessible should be used.

### 2. THINGS NOT TO DO

- Do not throw rubbish and spit on the floor. Singapore is a country that values cleanliness and the environment. Therefore, if you make a mistake, the penalties will be severe. For example, if throwing away small pieces of trash, the fine may be up to 300 Singapore dollars. Chewing gum and imported into the country are prohibited.
- No smoking in public places, except in the smoking area.
- Do not drive over the speed limit. Penalties range from 100-300 Singapore dollars.
- Do not eat or drink on public transport. Singapore takes into account the cleanliness and hygiene of passengers sharing transportation.
- Do not tip employees such as in hotels, restaurants, or other service places. This is because service charges are included in the cost of goods and services shown in the receipt.







## DO'S AND DON'TS IN INDONESIA

### 1. THINGS TO DO

- Greet Indonesians when you meet with the words "Salamd Paki" or "Apaqaba."
- Always be polite and smile when in front of others. Avoid showing tantrums in public.
- You should call in advance when going to someone else's house and should bring things on hand to the owner of the house to show kindness.
- Remove Shoes when entering religious sites and entering other people's houses.
- Most of shops and restaurants only accept Indonesian currency.

### 2. THINGS NOT TO DO

- You should not use your left hand to shake hands or submit things because Indonesians are considered impolite.
- You should not show affection to each other in public, such as hugging and kissing.
- Should not show impolite behavior such as pointing fingers, arms akimbo.
- You should not eat in public, especially during Ramadan fasting.
- Do not touch or touch your head even children.
- You should not open gifts or souvenirs in front of the giver for considered disrespectful
- Since Indonesia is a Muslim-majority country. Therefore, should not bring gifts or souvenirs containing pork components to the recipient.

This guidebook is non-commercial use.





## DEPARTMENT OF TOURISM

The Government complex commemorating  
His Majesty the King's 80<sup>th</sup> Birthday Anniversary  
5<sup>th</sup> December, B.E. 2550 (2007)

Building B  
Chaengwattana Road, Laksi  
Bangkok 10210  
THAILAND

Phone  
+66-2141-3333  
Fax  
+66-2143-9719  
Email  
webmaster@tourism.go.th  
call center  
+66-2401-1111  
24 hours service